

Widely Supported Child Tax Credit Is Associated With Better Perceptions of the Economy and Greater Trust of Democrats

By **Anika Dandekar** and **Ethan Winter**

On January 15, for the first time in six months, families with children did not receive a monthly Child Tax Credit (CTC) payment.

Democrats Working to Extend the Payments Are More Trusted to Support Parents With Children

As part of a survey conducted in mid-January of 1,305 likely voters nationally, Fighting Chance for Families sought to measure the political ramifications of the expiration of the expanded CTC.

To do this, we first asked likely voters, “Which party do you trust more to support parents with children?” These results are labeled “Baseline trust.”

Then, half the sample of likely voters was randomly assigned either a message that said, “Democrats allowed the expanded CTC to expire in December 2021” (labeled “Let CTC expire”), and the other half was assigned the message: “Democrats will move to continue the expanded CTC into 2022” (labeled “Extending CTC”). Both halves of the sample were then reasked, “Which party do you trust more to support parents with children?”

In the baseline trust measurement, Democrats enjoy a +9-point advantage on support for families with children (50 percent trust Democrats more, 41 percent trust Republicans more). Likely voters who self-identify as Democrats and Independents anchor this trust advantage for the Democratic Party. Self-identifying Democrats trust the Democratic Party by a +93-point margin while self-identifying Independent/Third-party voters trust the Democratic Party by a +12-point margin.

Within the sample that was told that “Democrats allowed the expanded CTC to expire,” the Democratic Party’s trust advantage fell by 9 points. This completely wipes away the Democratic Party’s trust advantage on the issue of supporting parents with children. After this treatment is applied, 45 percent of likely voters say they trust the Democratic Party and 45 percent say they trust the Republican Party.

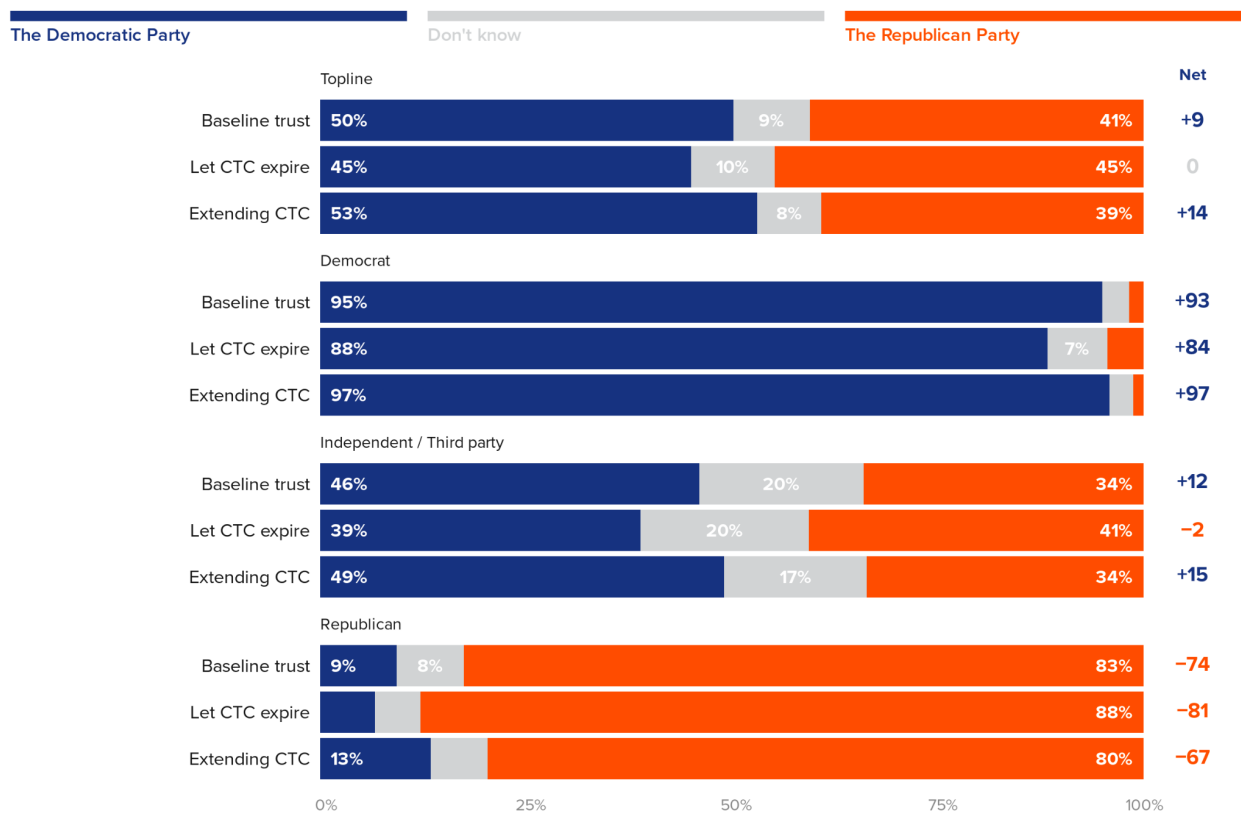
The decrease in trust in the Democratic Party occurs among partisans of all stripes. Compared against the baseline, Democratic voters’ trust in the Democratic Party falls by, on net, 9 points. Again, compared against the baseline, among Independents, trust in the Democratic Party decreases by, on net, 14 points. Lastly, among Republicans, trust in the Democratic Party on this issue falls by 7 points on net, compared against the baseline.

Among the half of the sample of voters that were told that “Democrats are moving to continue the expanded CTC in 2022,” topline trust in the Democratic Party increases by 5 points on net. This increase in trust in the Democratic Party can be observed across partisanship: on net, trust in the Democratic Party increases among Democrats, Independents, and Republicans by 4 points, 3 points, and 7 points, respectively, compared to their baselines.

Across Parties, Allowing Child Tax Credit to Expire Decreases Trust of Democrats, While Working to Extend the Child Tax Credit Increases Trust of Democrats

Voters were first asked: Which party do you trust more to support parents with children?

Then, half the sample was told that "Democrats allowed the expanded Child Tax Credit to expire in December 2021" and the other half was told "Democrats will move to continue the expanded Child Tax Credit into 2022". Then, both halves were reasked: Which party do you trust more to support parents with children?



January 19–20, 2022 survey of 1,305 likely voters

Fighting Chance for Families

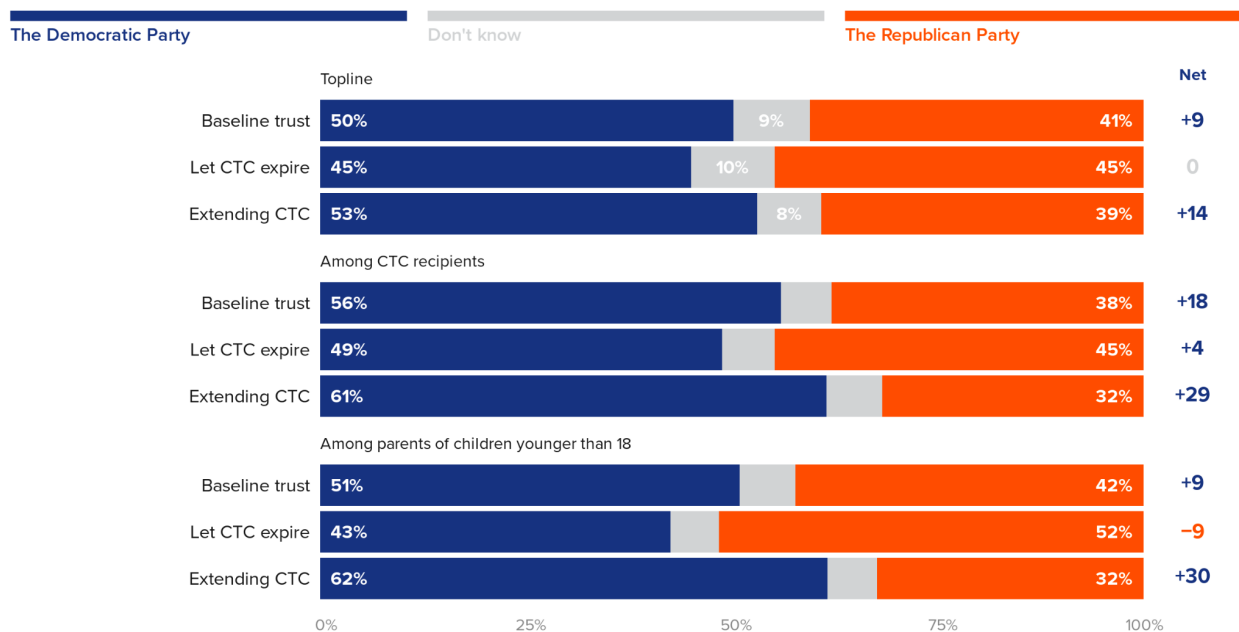
We find even greater movements in trust levels among monthly CTC recipients and parents. Among CTC recipients, knowing that Democrats allowed the expanded CTC to expire decreases trust for the Democratic Party by 14 points on net. In contrast, when CTC recipients are told the Democrats are moving to extend the program, trust in the Democratic Party, on net, rises by 11 points compared to the baseline.

Among parents of children younger than 18, knowing that Democrats allowed the expanded CTC to expire decreases trust for the Democratic Party by 18 points on net, compared against the baseline. This change is so large that trust on the issue of supporting parents with children actually flips from the Democratic Party to the Republican Party. However, when parents know that Democrats are working to extend the program, Democratic Party trust *increases* 21 points, on net, relative to the baseline.

Among Parents and Child Tax Credit Recipients, Allowing Child Tax Credit to Expire Decreases Trust of Democrats, While Working to Extend the Child Tax Credit Increases Trust of Democrats

Voters were first asked: Which party do you trust more to support parents with children?

Then, half the sample was told that "Democrats allowed the expanded Child Tax Credit to expire in December 2021" and the other half was told "Democrats will move to continue the expanded Child Tax Credit into 2022". Then, both halves were reasked: Which party do you trust more to support parents with children?



January 19–20, 2022 survey of 1,305 likely voters

Fighting Chance for Families

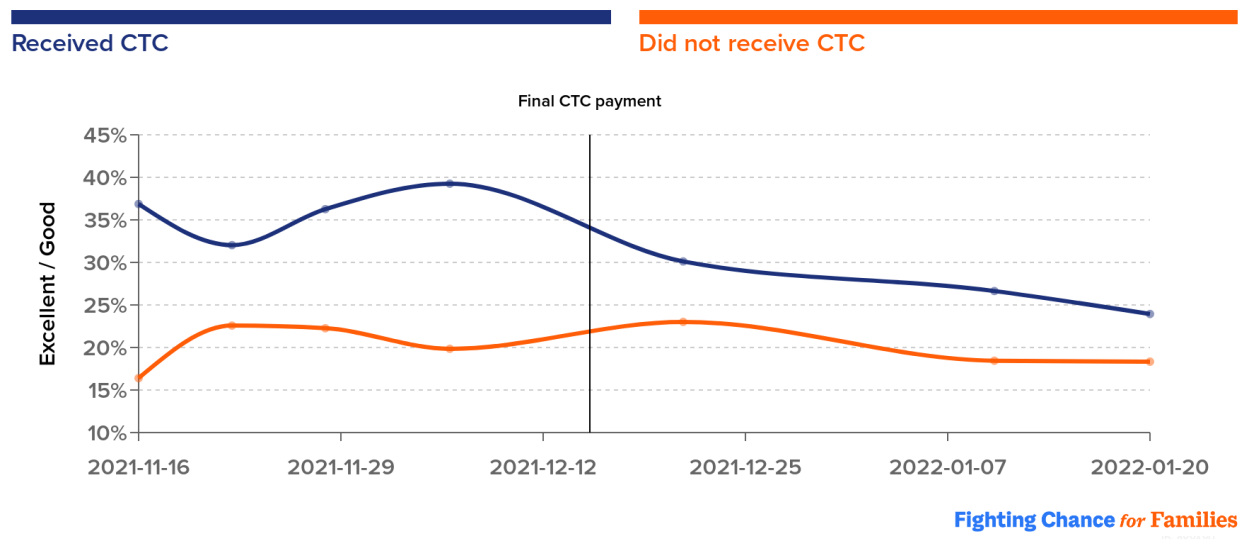
Child Tax Credit Recipients' Economic Outlook Is More Positive Than Non-Recipients'

In seven surveys since mid-November, we asked likely voters what their rating of the economy is: "excellent," "good," "only fair," or "poor." On average, across the seven surveys, 32 percent of monthly CTC recipients rate the economy as "excellent" or "good," while only 20 percent of non-recipients choose these ratings. Sixty-eight percent of monthly CTC recipients rate the economy "only fair" or "poor," whereas 80 percent of non-recipients rate the economy "only fair" or "poor."

Since the last payment was distributed in mid-December, we have observed a trend of CTC recipients' positive ratings of the economy declining over time and converging with those of non-recipients. In the four surveys before the last payment, on average 38 percent of monthly CTC recipients had rated the economy as "excellent" or "good," while in the three surveys since the last payment, on average only 27 percent of monthly CTC recipients were willing to give such a positive rating.

Child Tax Credit Recipients Rate Economic Conditions Better Than Non-recipients

How would you rate economic conditions in this country today? Excellent, good, only fair, or poor?



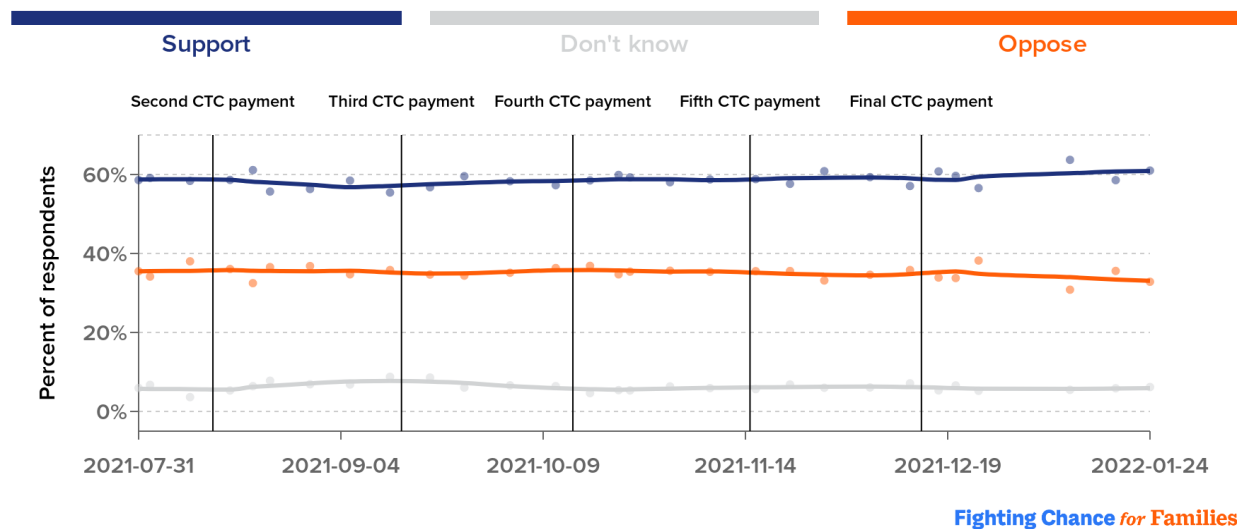
Support for the Expanded Child Tax Credit Is Consistent Over Past Six Months

Over 31 surveys in the past six months, we find that among all likely voters, averaged support for the expanded CTC is 59 percent. Averaged opposition to the program is 35 percent. Among all likely voters, support for the expanded CTC has largely remained unchanged since July, though it has been trending modestly upward since January.

Child Tax Credit Receives Voters' Consistent Majority Support

The expanded Child Tax Credit provides most families tax credits worth up to \$300 per month for each child they have age 6 or under — and \$250 per month for each child they have age 17 or under.

Do you support or oppose this program?



Top Takeaways

These new Fighting Chance for Families findings show that likely voters have decreased trust in Democrats to support families with children when they hear about the program's expiration. On the other hand, trust increases in Democrats when they hear about efforts to continue the program into 2022. The new polling also confirms previous polling that shows Child Tax Credit recipients hold a significantly more favorable view of the economy than non-recipients, though that gap has been closing since the last payment in December.

Toplines for this polling can be found [here](#).

Anika Dandekar ([@AnikaDandekar](#)) is a polling analyst at Data for Progress.

Ethan Winter ([@EthanBWinter](#)) is a senior analyst at Data for Progress