

Child Tax Credit Receipt

Positive Feedback Loops and Attitudes Towards the
Democratic Party

Fighting Chance *for* Families

October, 2021



Methodology

From July 23 to October 12, 2021, Data for Progress conducted thirteen surveys totaling to 14,262 interviews of likely voters nationally using web panel respondents. The sample was weighted to be representative of likely voters by age, gender, education, race, parent status, and voting history. The survey was conducted in English. The margin of error for each survey is ± 3 percentage points.

Fighting Chance for Families is a project of Data for Progress and Groundwork Collaborative.

53% **Female** | 47% **Male**

11% **Black** | 74% **White** | 9% **Latino/a**

39% **College** | 61% **Non-college**

36% **Under 45** | 64% **Over 45**

2020 Vote: 51% **Biden** | 47% **Trump**

17% **Child Tax Credit Recipients** | 83% **Not Child Tax Credit Recipients**

Fighting Chance *for* Families

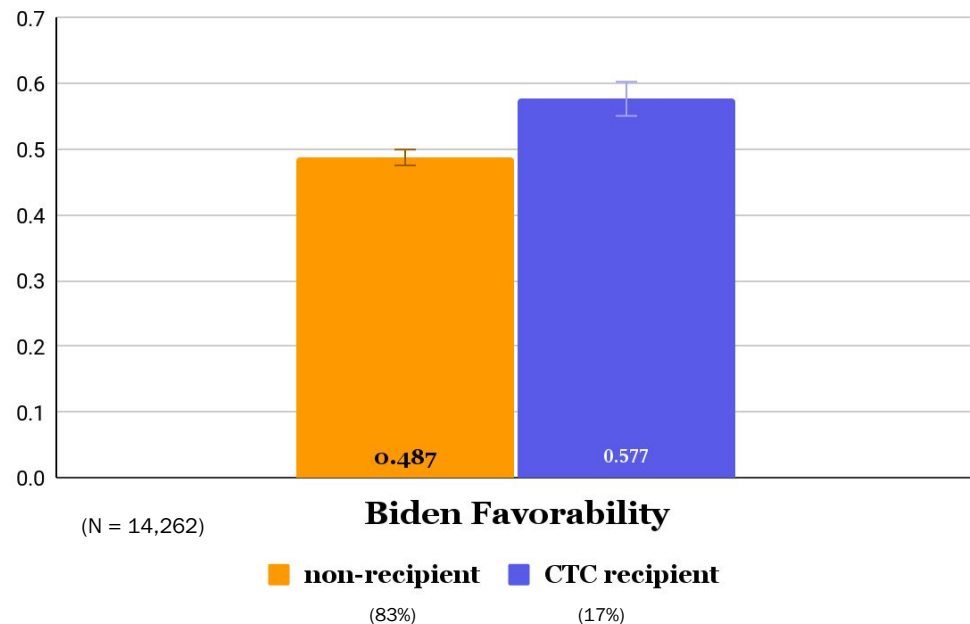
How the Child Tax Credit is
Impacting the Electorate

Attitudes among all likely voters

CTC recipients favor President Biden significantly more than non-recipients

Biden Favorability, CTC recipient vs. non-recipient

Error bars representing 99% Confidence Intervals



We tested to see if President Joe Biden's favorability between those who received monthly Child Tax Credit (CTC) payments differed from those who did not.

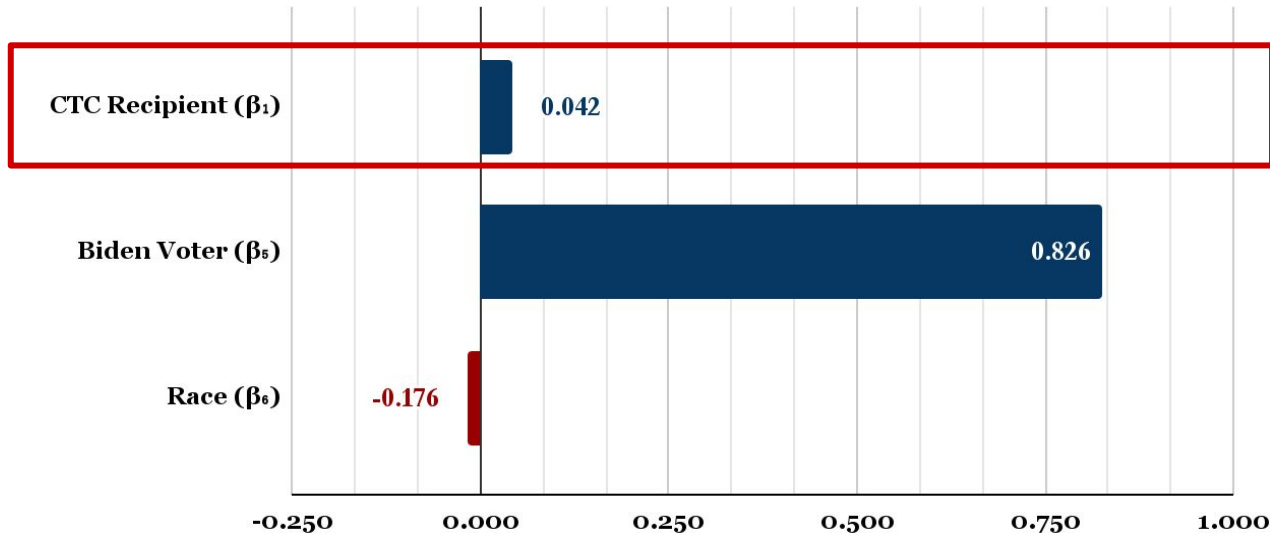
We find that by a +9 percentage point margin, backed by high statistical significance, CTC recipients view President Biden more favorably than non-recipients.

Do you have a favorable or unfavorable opinion of the following people or institutions? — Joe Biden

CTC recipient status is associated with increased Biden favorability, even when controlling for age, education, income, presidential vote, and race

Coefficients on OLS Regression, Biden Favorability Regressed on:

$P(t) < 0.05$



When you account for other factors that might increase a CTC recipient's favorability of President Joe Biden, receiving the CTC alone is associated with increased favorability of four points.

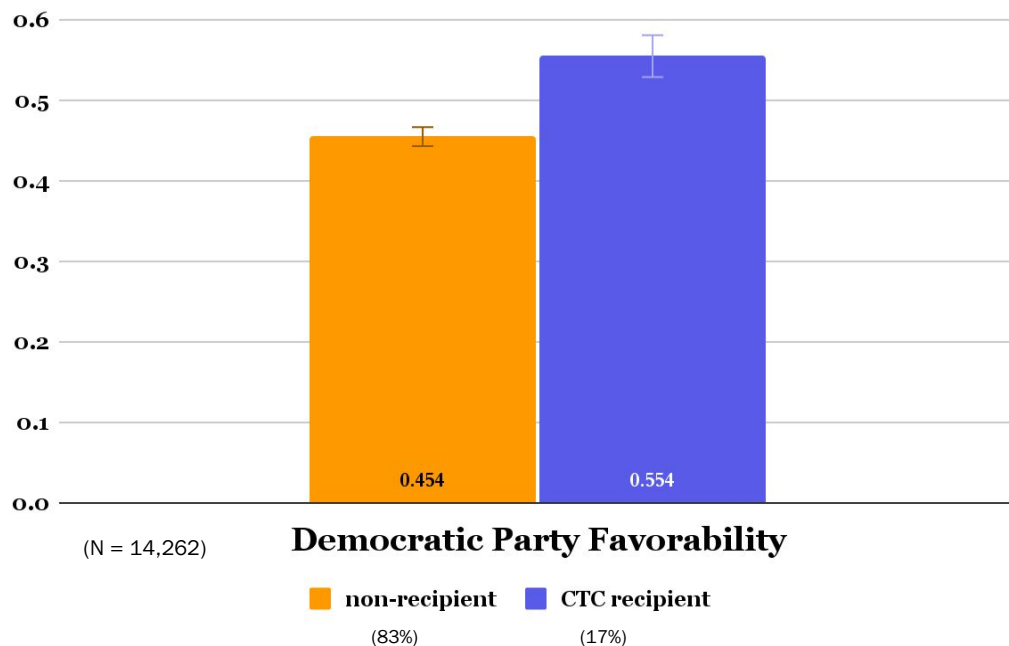
See Appendix 1.

Model $Y = \alpha + \beta_1 X_1 + \beta_2 X_2 + \beta_3 X_3 + \beta_4 X_4 + \beta_5 X_5 + \beta_6 X_6 + u$ | Where Y: Joe Biden Favorability, X_1 : CTC Recipient status [Non-recipient=0, Recipient=1], X_2 : Age, X_3 : Education [No College=0, College=1], X_4 : Income, X_5 : Biden Voter [No=0, Yes=1], X_6 : Race [Non-white=0, White=1], u : random error term, α : slope intercept

CTC recipients favor the Democratic Party significantly more than non-recipients

Democratic Party Favorability, CTC recipient vs. non-recipient

Error bars representing 99% Confidence Intervals



We then tested to see if the Democratic Party's favorability between those who received monthly Child Tax Credit (CTC) payments differed from those who did not.

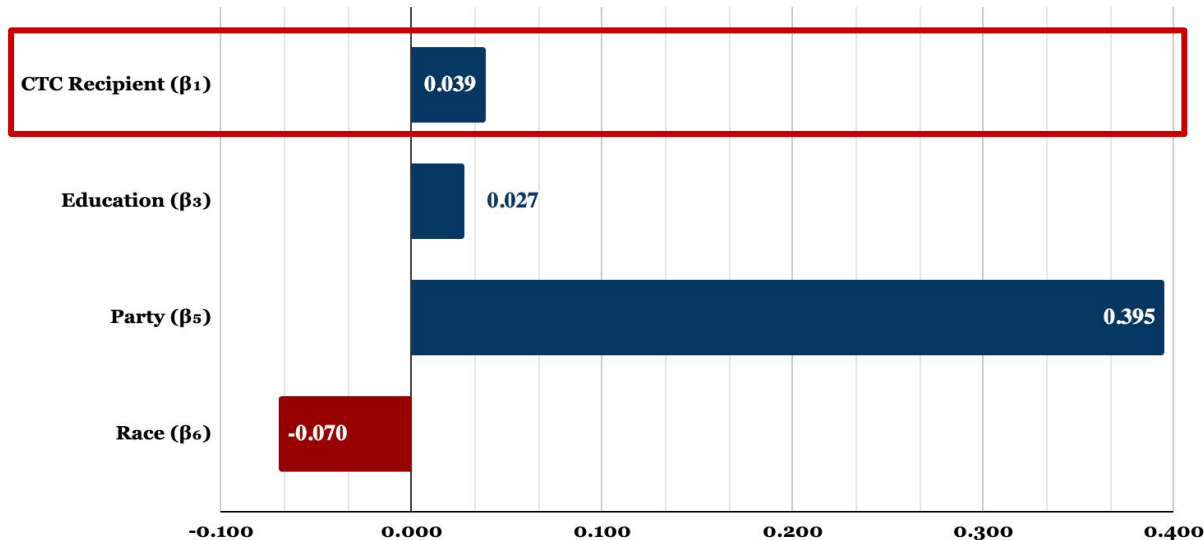
We find that by a +10 percentage point margin, backed by high statistical significance, CTC recipients view the Democratic Party more favorably than non-recipients.

*Do you have a favorable or unfavorable opinion of the following people or institutions? —
Democratic Party*

CTC recipient status is associated with increased Democratic Party favorability, even when controlling for age, education, income, party, and race

Coefficients on OLS Regression, Democratic Party Favorability Regressed on:

$P(t) < .01$



When you account for other factors that might increase a CTC recipient's favorability of the Democratic Party, **receiving the CTC alone is associated with increased favorability of nearly four points.**

See Appendix 2.

Model $Y = \alpha + \beta_1 X_1 + \beta_2 X_2 + \beta_3 X_3 + \beta_4 X_4 + \beta_5 X_5 + \beta_6 X_6 + u$ | Where Y: Joe Biden Favorability, X_1 : CTC Recipient status [Non-recipient=0, Recipient=1], X_2 : Age, X_3 : Education [No College=0, College=1], X_4 : Income, X_5 : Party [R=0, I=1, D=2], X_6 : Race [Non-white=0, White=1], u : random error term, α : slope intercept

Fighting Chance *for* Families

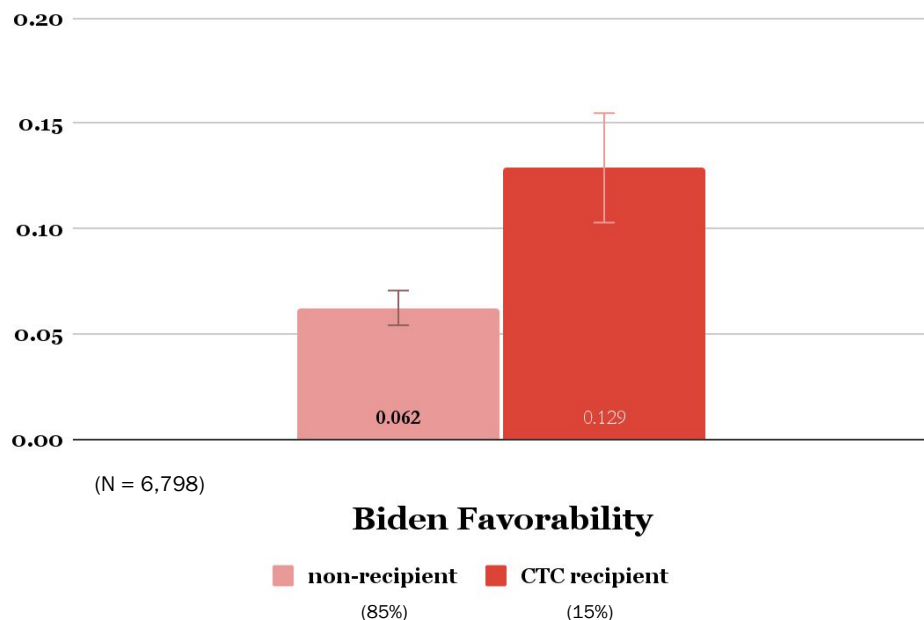
How the Child Tax Credit is
Impacting the Electorate

Attitudes among Trump 2020 voters

CTC recipients who voted for Trump favor Joe Biden significantly more than non-recipients who voted for Trump

Biden Favorability within Trump Voters, CTC recipient vs. non-recipient

Error bars representing 99% Confidence Intervals



We then tested to see if **among only those who voted for former President Donald Trump**, President Joe Biden's favorability was different based on whether or not someone received a monthly Child Tax Credit (CTC) payment.

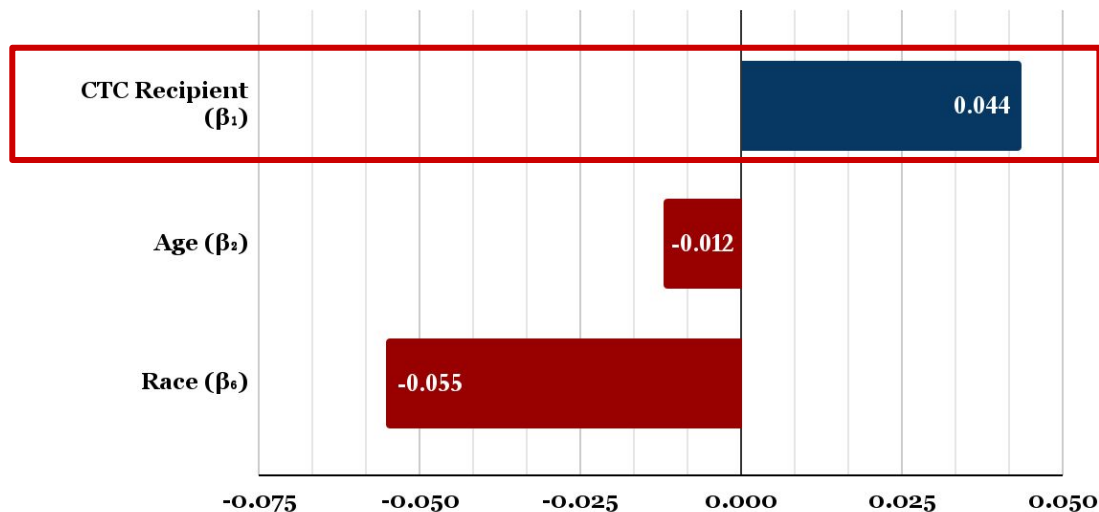
The +6 percentage point difference in Biden's favorability between CTC recipients and non-recipients who voted for Trump is backed by high statistical significance.

Do you have a favorable or unfavorable opinion of the following people or institutions? — Joe Biden

Among Trump Voters, CTC recipient status is associated with increased Biden favorability, even when controlling for demographics

Coefficients on OLS Regression, Trump Voters' Biden Favorability Regressed on:

$P(t) < 0.01$



Among Trump voters, even when you account for other factors that might increase a CTC recipient's favorability towards Joe Biden, **receiving the CTC alone is associated with increased favorability of four points.**

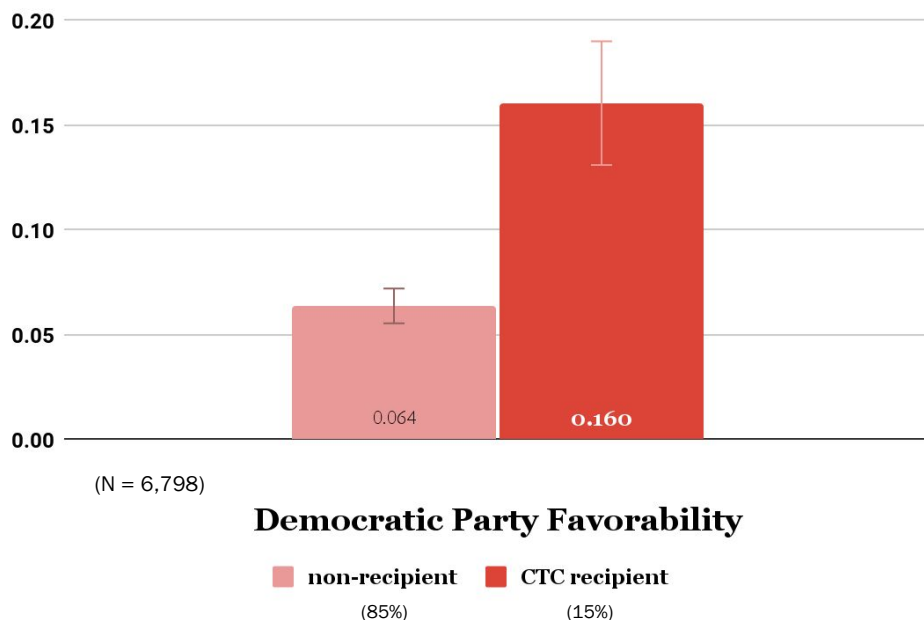
See Appendix 3.

Model $Y = \alpha + \beta_1 X_1 + \beta_2 X_2 + \beta_3 X_3 + \beta_4 X_4 + \beta_5 X_5 + \beta_6 X_6 + u$ | Where Y: Joe Biden Favorability, X_1 : CTC Recipient status [Non-recipient=0, Recipient=1], X_2 : Age, X_3 : Education [No College=0, College=1], X_4 : Income, X_5 : Gender [F=0, M=1], X_6 : Race [Non-white=0, White=1], u: random error term, α : slope intercept

CTC recipients who voted for Trump favor the Democratic Party significantly more than non-recipients who voted for Trump

Democratic Party Favorability within Trump Voters, CTC recipients v. non-recipients

Error bars representing 99% Confidence Intervals



We then tested to see if **among only those who voted for former President Donald Trump**, the Democratic Party's favorability was different based on whether or not someone received a monthly Child Tax Credit (CTC) payment.

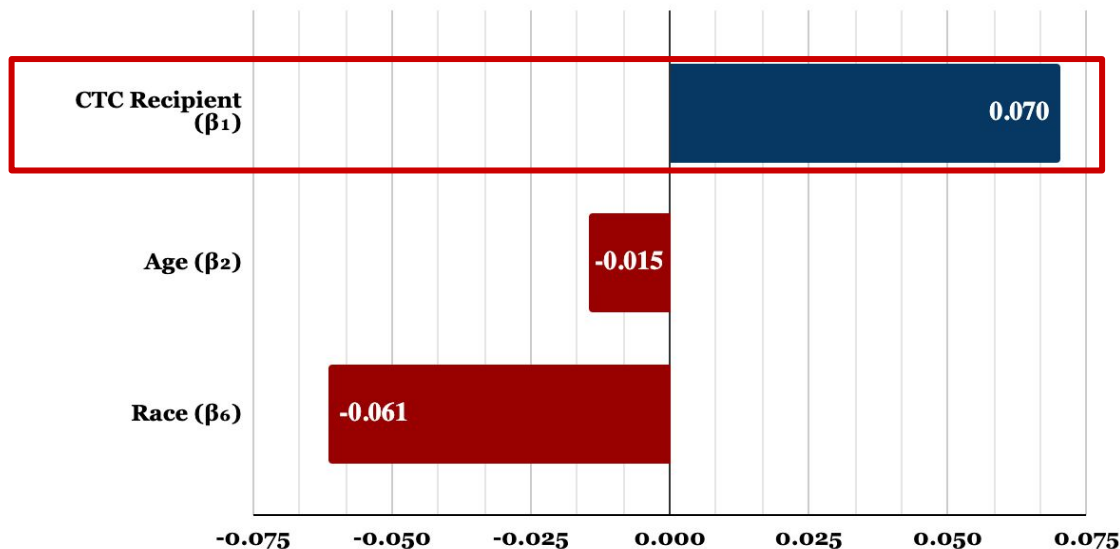
The +10 percentage point difference in the Democratic Party's favorability between CTC recipients and non-recipients who voted for Trump is backed by high statistical significance.

Do you have a favorable or unfavorable opinion of the following people or institutions? — Democratic Party

Among Trump Voters, CTC recipient status is associated with increased Democratic Party favorability, even when controlling for demographics

Coefficients on OLS Regression, Trump Voters' Democratic Party Favorability Regressed on:

$P(t) < 0.01$



Among Trump voters, even when you account for other factors that might increase a CTC recipient's favorability towards the Democratic Party, **receiving the CTC alone is associated with increased favorability of seven points.**

See Appendix 4.

Model $Y = \alpha + \beta_1 X_1 + \beta_2 X_2 + \beta_3 X_3 + \beta_4 X_4 + \beta_5 X_5 + \beta_6 X_6 + u$ | Where Y: Joe Biden Favorability, X_1 : CTC Recipient status [Non-recipient=0, Recipient=1], X_2 : Age, X_3 : Education [No College=0, College=1], X_4 : Income, X_5 : Gender [F=0, M=1], X_6 : Race [Non-white=0, White=1], u : random error term, α : slope intercept

Child Tax Credit Receipt

Positive Feedback Loops and Attitudes Towards the
Democratic Party

Fighting Chance *for* Families

October, 2021



Fighting Chance *for* Families

Methodology

From July 23 to October 12, 2021, Data for Progress conducted thirteen surveys totaling to 14,262 interviews of likely voters nationally using web panel respondents. The sample was weighted to be representative of likely voters by age, gender, education, race, parent status, and voting history. The survey was conducted in English. The margin of error for each survey is ± 3 percentage points.

About Fighting Chance for Families

Fighting Chance for Families is a collaboration between Groundwork Collaborative and Data for Progress advocating for the permanent expansion of the Child Tax Credit.

Learn more at fightingchanceforfamilies.org or follow Fighting Chance for Families on Twitter at [@ExpandCTC](https://twitter.com/ExpandCTC).

About Data for Progress

Data for Progress is a progressive think tank and polling firm which arms movements with data-driven tools to fight for a more equitable future. DFP provides polling, data-based messaging, and policy generation for the progressive movement, and advises campaigns and candidates with the tools they need to win.

Learn more at dataforprogress.org or follow DFP on Twitter at [@dataprogress](https://twitter.com/dataprogress).

About Groundwork Collaborative

Groundwork Collaborative is an initiative dedicated to advancing a progressive economic worldview and narrative. We are committed to collaborating with a diverse array of partners to advance an economic system that produces strong, broadly shared prosperity and abundance for all people, and not just a wealthy few. Our work is driven by one core guiding principle: we are the economy.

Learn more at groundworkcollaborative.org or follow Groundwork on twitter [@Groundwork](https://twitter.com/Groundwork).

Inquiries

Presentation by: Anika Dandekar, *Polling Analyst, Data for Progress*. anika@dataforprogress.org

Assisted by: Ethan Winter, *Senior Analyst, Data for Progress*. ethan@dataforprogress.org



Appendix

1. When controlling for age, income, education, 2020 presidential vote, and race, receiving the CTC is associated with a four-percentage-point increase in Biden favorability, significant at an $\alpha=.001$ level. Education, income, and age had no statistically significant relationship with Biden favorability, and are thus excluded from the chart. Gender was excluded from analysis because there is no observable difference in gender of all CTC recipients and partisan effect of gender is accounted for with presidential vote history. Parent status excluded from analysis due to collinearity. Biden vote was used over self-identified partisanship because of higher expected correlation to Biden favorability. $n=14262$.
2. When controlling for age, income, education, self-identified partisanship, and race, receiving the CTC is associated with a four-percentage-point increase in Democratic Party favorability, significant at an $\alpha=.001$ level. Income and age had no statistically significant relationship with Democratic Party favorability, and are thus excluded from the chart. Gender was excluded from analysis because there is no observable difference in gender of all CTC recipients. Parent status excluded from analysis due to collinearity. Partisan effect of gender is accounted for with self-identified partisanship. Self-identified partisanship was used over Biden vote, because of higher expected correlation to Democratic Party favorability. $n=14,262$.
3. When controlling for age, income, education, gender, and race, receiving the CTC as a Trump voter is associated with a four-percentage-point increase in Biden favorability, significant at an $\alpha=.01$ level. Parent status excluded from analysis due to collinearity. Education, income, and gender had no statistically significant relationship with Biden favorability of Trump voters, and are thus excluded from the chart. $n=6798$.
4. When controlling for age, income, education, gender, and race, receiving the CTC as a Trump voter is associated with a seven-percentage-point increase in Democratic Party favorability, significant at an $\alpha=.01$ level. Parent status excluded from analysis due to collinearity. Education, income, and gender had no statistically significant relationship with Biden favorability of Trump voters, and are thus excluded from the chart. $n=6798$.

Key Findings

- Likely voters that receive monthly Child Tax Credit (CTC) payments have more favorable views of President Joe Biden and the Democratic Party than those who do not receive the CTC.
 - This trend holds even among Trump 2020 voters, where those that receive monthly CTC payments have a more favorable view of Biden and Democrats than those who do not.
- This finding also survives statistical tests and demographic controls. Specifically, after conducting a linear regression, receipt of the CTC is associated with a **four percentage point increase** in the favorability of Biden and the Democratic Party.
- In a separate regression, we find that Trump 2020 voters who received the CTC have a more favorable view towards both Biden and the Democratic Party
 - Trump voters who receive the CTC view President Biden **four percentage points** more favorably than those who did not, all else equal.
 - Trump voters who receive the CTC view the Democratic Party **seven percentage points** more favorably than those who did not, all else equal.