

Polling the Biden Agenda

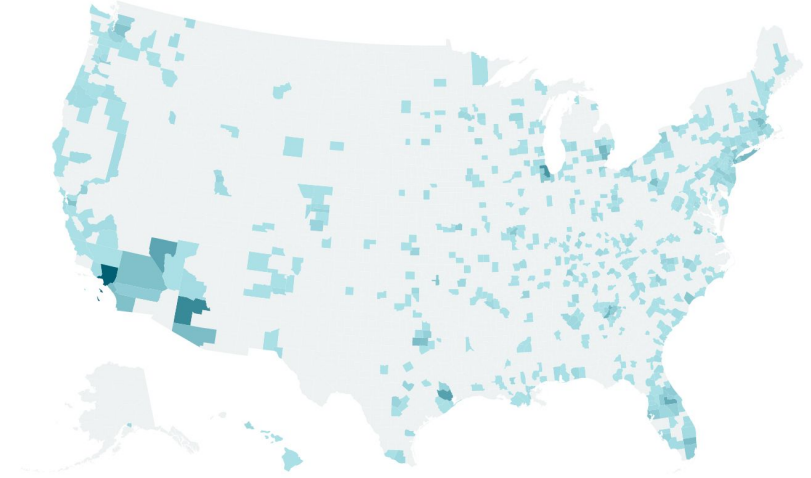


September, 2021

Methodology

From September 24 to 27, 2021, Real Recovery Now, Invest in America and Data for Progress conducted a survey of **1,194 likely voters nationally** using web panel respondents. The sample was weighted to be representative of likely voters by age, gender, education, race, urbanicity, and voting history. The survey was conducted in English. The margin of error is ± 3 percentage points.

Respondents by County



53% **Female** | 47% **Male**

11% **Black** | 74% **White** | 8% **Latino/a**

39% **College** | 61% **Non-college**

2020 Vote: 51% **Biden** | 47% **Trump**

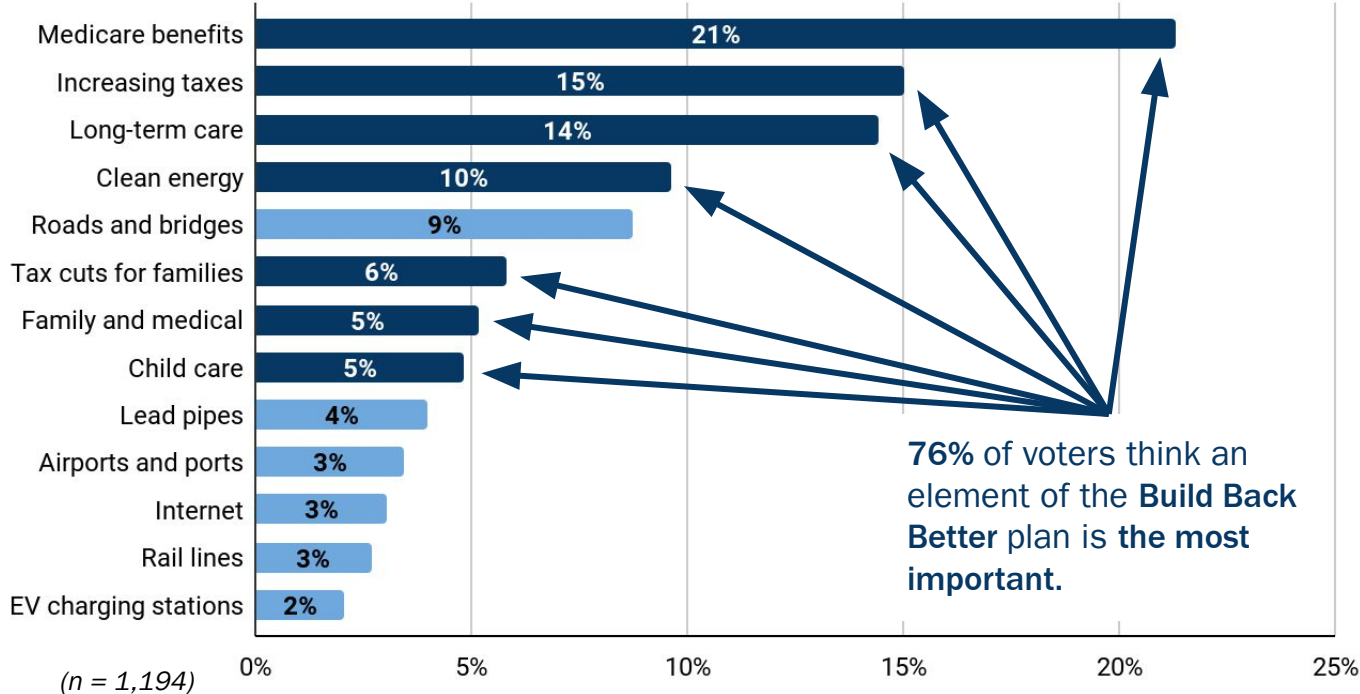
Net Biden approval: -5%

Key findings

- Polling has shown that President Biden's current legislative priorities — the Build Back Better Plan and the Infrastructure Investment and Jobs Act (formerly the Bipartisan Infrastructure Framework) — are popular with likely voters nationally.
- While investments in physical infrastructure are very popular with voters, we find that likely voters see policies contained in the Build Back Better Plan, including expanding Medicare benefits, investing in long-term care, and raising taxes on the wealthy, as the **most important** elements of the Biden agenda.
- Specifically, 76% of voters see a provision of the Build Back Better plan as their top priority within Biden's agenda.
- Among Independent / Third Party voters, 74% identify a provision of the Build Back Better Plan as the most important part of the Biden agenda.
- Investing in caregiving, lowering health care costs, and expanding the use of clean energy paid for by raising taxes on the wealthy and large corporations is an agenda that is both popular and seen as a priority for likely voters.



Among All Likely Voters, the Provisions of the Build Back Better Plan are the Most Important Parts of the Biden Agenda



Voters value the elements of the **Build Back Better** plan over what is in the Infrastructure Investment and Jobs Act.

Expanding Medicare coverage to include dental, hearing, and vision is the most preferred element of the Biden agenda.

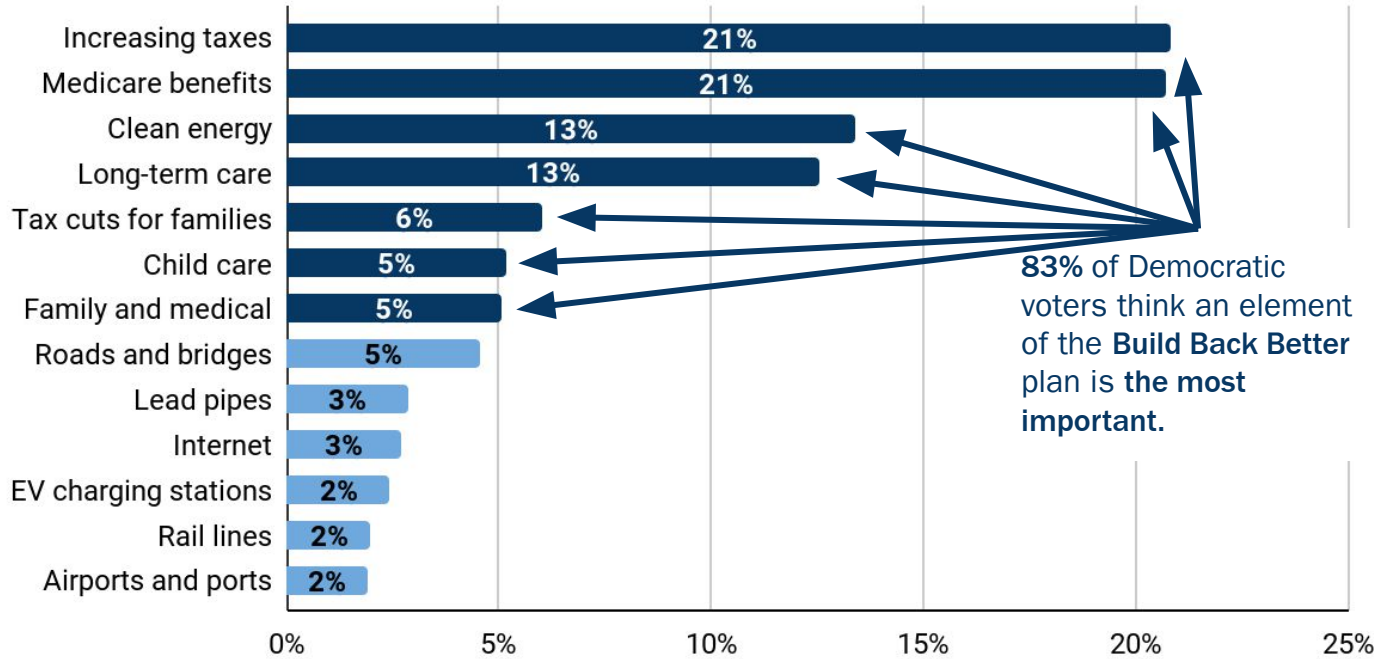
Independent of being a funding source, 15% of voters prefer **increasing taxes on the wealthy and large corporations**.

Preference Share: The likelihood that a given item will be a voter's most preferred policy among all parts of Biden's agenda.

Below is a list of different policies that President Joe Biden is proposing. For each set of policies, say which policy you think is the most important and what you think is least important.



The Build Back Better Plan Contains the Parts of the Biden Agenda Most Important to Democrats



(n = 538)

Democratic voters value the elements of the **Build Back Better** plan over what is in the Infrastructure Investment and Jobs Act.

Forty-two percent of Democrats see **increasing taxes** or **expanding Medicare coverage** as the most important part of Biden's agenda.

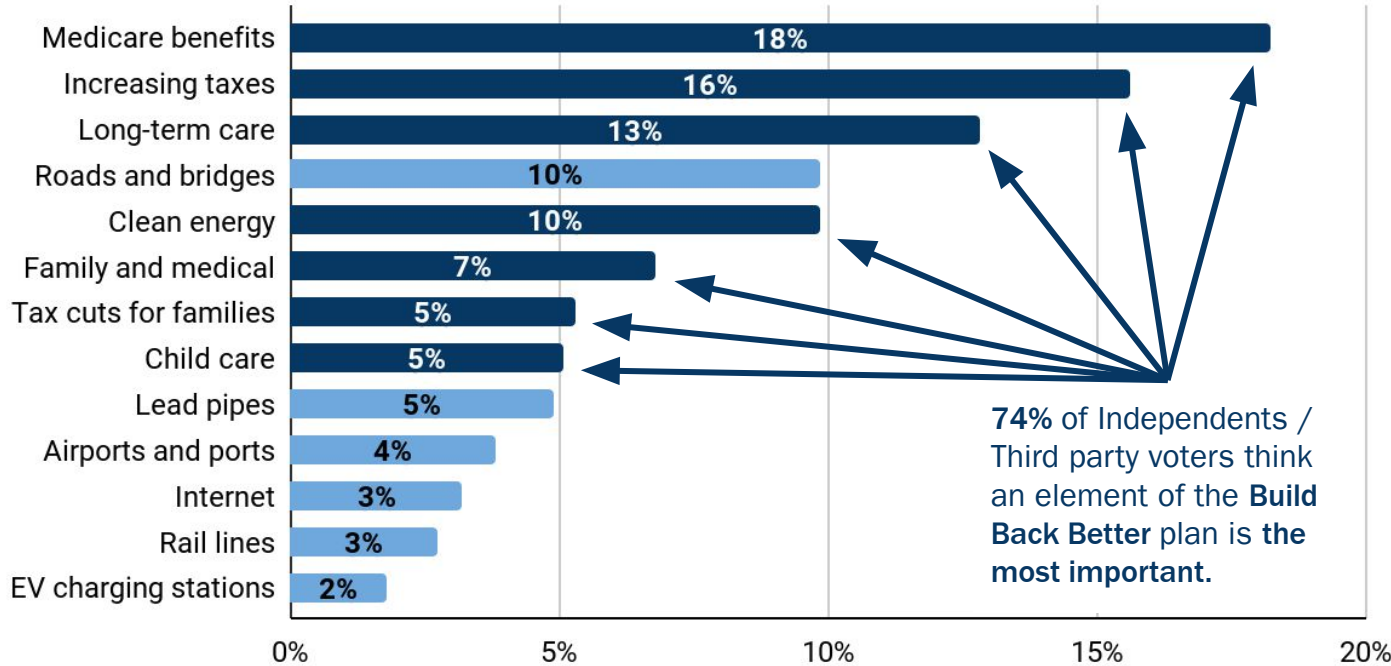
Twenty-six percent of Democrats see investing in clean energy and long-term care for seniors as the most important part of Biden's agenda.

83% of Democratic voters think an element of the **Build Back Better** plan is the most important.

Preference Share: The likelihood that a given item will be a voter's most preferred policy among all parts of Biden's agenda.

Below is a list of different policies that President Joe Biden is proposing. For each set of policies, say which policy you think is the most important and what you think is least important.

Independents See the Build Back Better Plan as Containing the Most Important Parts of the Biden Agenda



(n = 285)

Below is a list of different policies that President Joe Biden is proposing. For each set of policies, say which policy you think is the most important and what you think is least important.

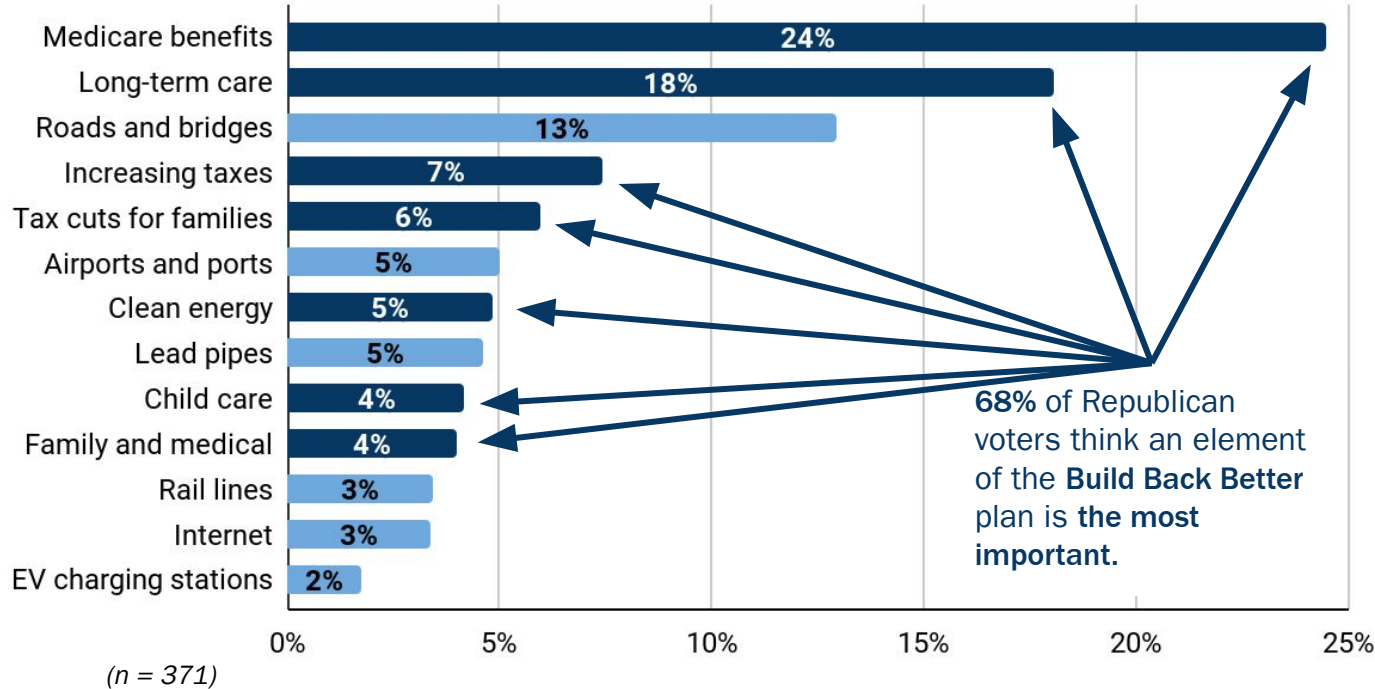
Independents / Third party voters see the **Build Back Better** plan as containing the most important parts of Biden's agenda.

Expanding **Medicare coverage** to include vision, hearing, and dental, **increasing taxes on the wealthy and large corporations**, and **investing in long-term care** for seniors and people with disabilities are the most important pieces of Biden's agenda for Independents / Third party voters.

Preference Share: The likelihood that a given item will be a voter's most preferred policy among all parts of Biden's agenda.



Republican Voters See The Policies in the Build Back Better Plan as the Most Important Parts of the Biden Agenda



The Build Back Better Plan is a bill that can build bipartisan bridges in the electorate, address material needs Republican voters see as important.

Forty-two percent of Republicans see **expanding Medicare coverage** and investing in **long-term care** as of high importance.

Fourteen percent of Republicans see increasing taxes on the wealthy and corporations and extending tax cuts for the wealthy as the most important part of Biden's agenda.

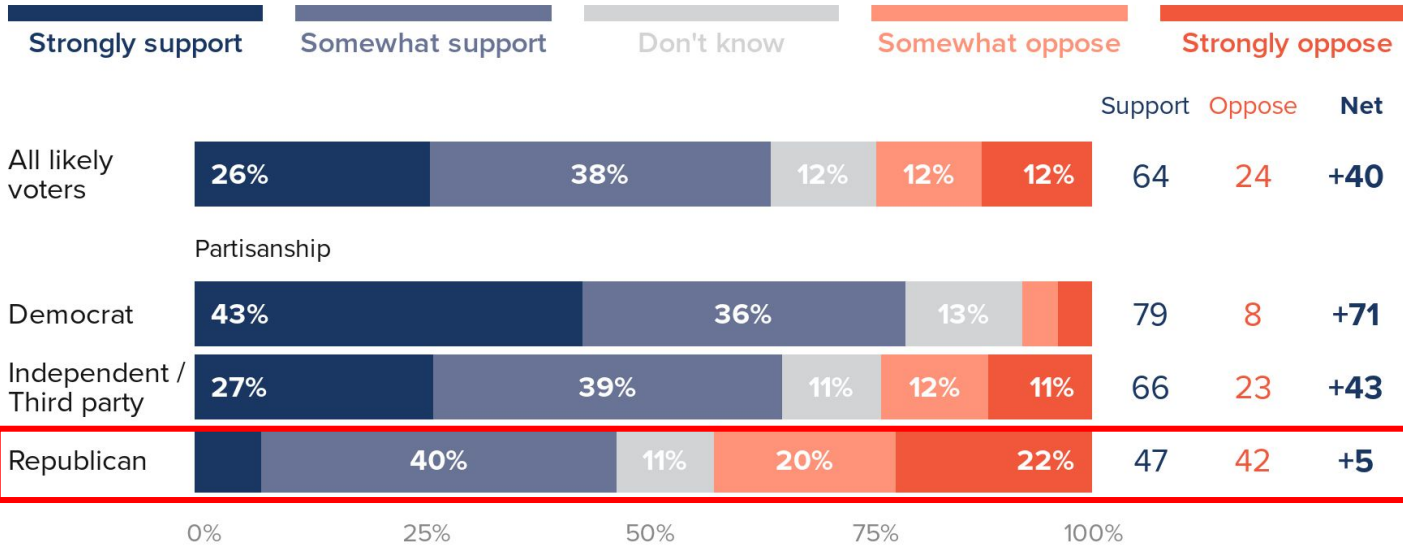
Preference Share: The likelihood that a given item will be a voter's most preferred policy among all parts of Biden's agenda.

Below is a list of different policies that President Joe Biden is proposing. For each set of policies, say which policy you think is the most important and what you think is least important.



Likely Voters Nationally Support the Infrastructure Investment and Jobs Act

The Infrastructure Investment and Jobs Act (formerly called the Bipartisan Infrastructure Framework) is a proposal to invest \$550 billion in transit and rail networks, roads and bridges, broadband, and environmental resiliency. Do you support or oppose the Bipartisan Infrastructure Framework?



By a +40 percentage point margin, likely voters support the Infrastructure Investment and Jobs Act.

Support for the Infrastructure Investment and Jobs Act extends across party lines.

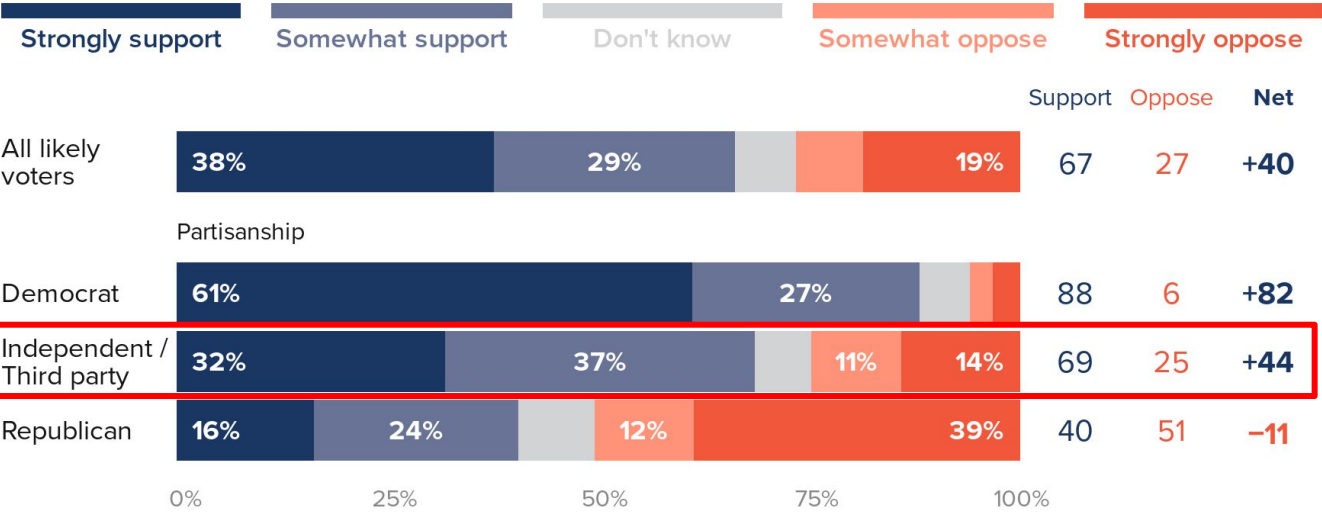
By a +5 percentage point margin, likely voters that self-identify as Republicans support the Infrastructure Investment and Jobs Act.

From September 10 to 13, 2021, Real Recovery Now, Invest in America, and Data for Progress conducted a survey of 1,188 likely voters nationally using web panel respondents. The margin of error is ±3 percentage points.

Likely Voters Nationally Support the Build Back Better Plan

The Build Back Better plan is a \$3.5 trillion proposal that would expand Medicare benefits to include vision, hearing, and dental care, make long-term care for seniors and people with disabilities, prescription drugs, healthcare, and child care more affordable, extend tax cuts for families with children, and create clean energy jobs.

Do you support or oppose the Build Back Better plan?



By a +40 percentage point margin, likely voters support the Build Back Better plan.

Among likely voters that self-identify as Democrats, support for the Build Back Better Plan is nearly unanimous.

Support for the Build Back Better Plan extends across self-identified partisan lines.

By a +44 percentage point margin, Independents support the Build Back Better Plan.

From September 23 to 26, 2021, Real Recovery Now, Invest in America, and Data for Progress conducted a survey of 1,234 likely voters nationally using web panel respondents. The margin of error is ±3 percentage points.

September 23–26, 2021 survey of 1,234 likely voters



DATA FOR **PROGRESS**

INVEST IN
AMERICA

REAL
RECOVERY
→ **NOW**

About Data for Progress

Data for Progress is a progressive think tank and polling firm which arms movements with data-driven tools to fight for a more equitable future. DFP provides polling, data-based messaging, and policy generation for the progressive movement, and advises campaigns and candidates with the tools they need to win.

Learn more at dataforprogress.org or follow DFP on Twitter at [@dataprogress](https://twitter.com/dataprogress).

About Invest in America

Invest In America is a campaign-style operation to influence the national debate in favor of robust public investment — both to combat the coronavirus crisis in the short-term and to create growth and prosperity in the long-term. We're aggressively making the case that bold action from our government is both urgently needed and overwhelmingly popular — and that prioritizing deficit reduction and budget cuts are neither smart politics nor good policy.

Methodology

From September 24 to 27, 2021, Real Recovery Now, Invest in America and Data for Progress conducted a survey of **1,292 likely voters** nationally using web panel respondents. The sample was weighted to be representative of likely voters by age, gender, education, race, urbanicity, and voting history. The survey was conducted in English. The margin of error is ± 3 percentage points.

Toplines for this polling can be found [here](#).

For Inquiries

Contact: Ethan Winter, *Senior Analyst, Data for Progress*. ethan@dataforprogress.org