

Attitudes Towards the Expanded Child Tax Credit

A tracking survey from Fighting Chance for Families

Fighting Chance *for* **Families**

July, 2021 to January, 2022



Methodology

From July 23 to December 21, 2021, Data for Progress conducted twenty-nine surveys totaling to 36,808 interviews of likely voters nationally using web panel respondents. The sample was weighted to be representative of likely voters by age, gender, education, race, parent status, and voting history. The survey was conducted in English. The margin of error for each survey is ± 3 percentage points.

Fighting Chance for Families is a project of Data for Progress and Groundwork Collaborative.

53% **Female** | 47% **Male**

11% **Black** | 74% **White** | 9% **Latino/a**

39% **College** | 61% **Non-college**

36% **Under 45** | 64% **Over 45**

2020 Vote: 51% **Biden** | 47% **Trump**

17% **Child Tax Credit Recipients** | 83% **Not Child Tax Credit Recipients**

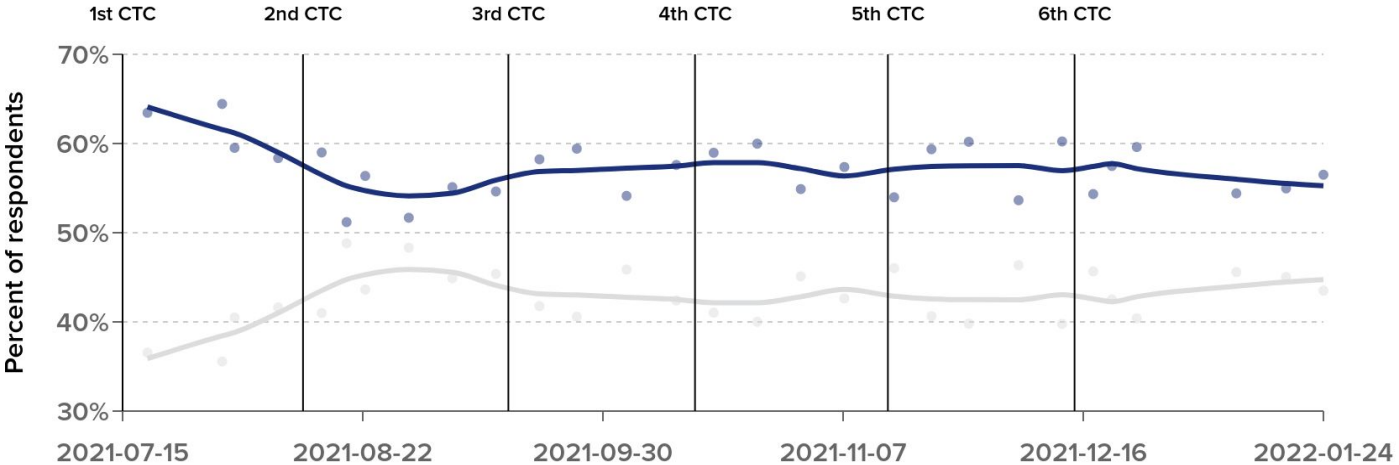
Fighting Chance *for* Families

Awareness of the Expanded
Child Tax Credit

Awareness of the Expanded Child Tax Credit Over Time

The expanded **Child Tax Credit** provides families up to \$250 per month for each child 17 and under – and \$300 per month for each child they have under 6 years of age. The proposal would be available to all middle-class and low-income families of most incomes. Those who report no income would also be eligible.

How much have you heard about the expanded Child Tax Credit?



Awareness around the Child Tax Credit peaked when the first checks were distributed.

Since July, awareness has decreased. The percent of likely voters that have heard a lot of a some about the expanded Child Tax Credit has hovered in the high to mid-fifties.

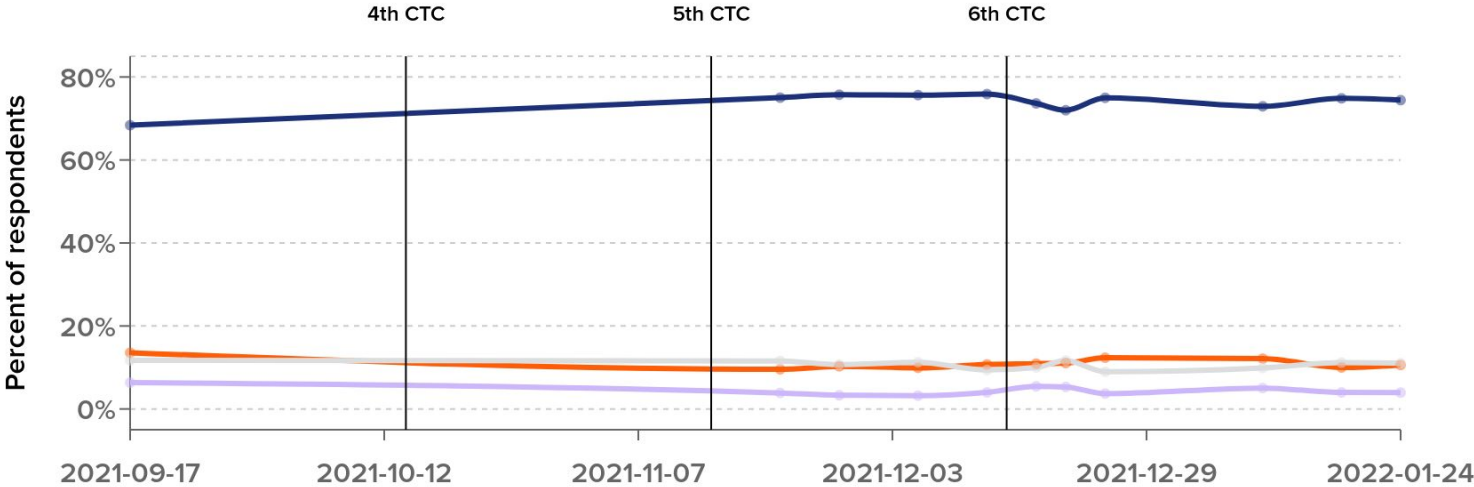
The lowest point of awareness around the program arrived during the withdrawal of U.S. forces from Afghanistan.

Fighting Chance *for* Families

Responsibility for expanding
the Child Tax Credit

Responsibility for Expanding the Child Tax Credit

Who do you think is responsible for the expanded Child Tax Credits?



Since mid-September, awareness that President Biden and Democrats in Congress are responsible for the expansion of the Child Tax Credit has risen modestly.

In general, likely voters overwhelmingly identify as Democrats, be it President Biden or members of congress, as being responsible for the expansion of the Child Tax Credit.

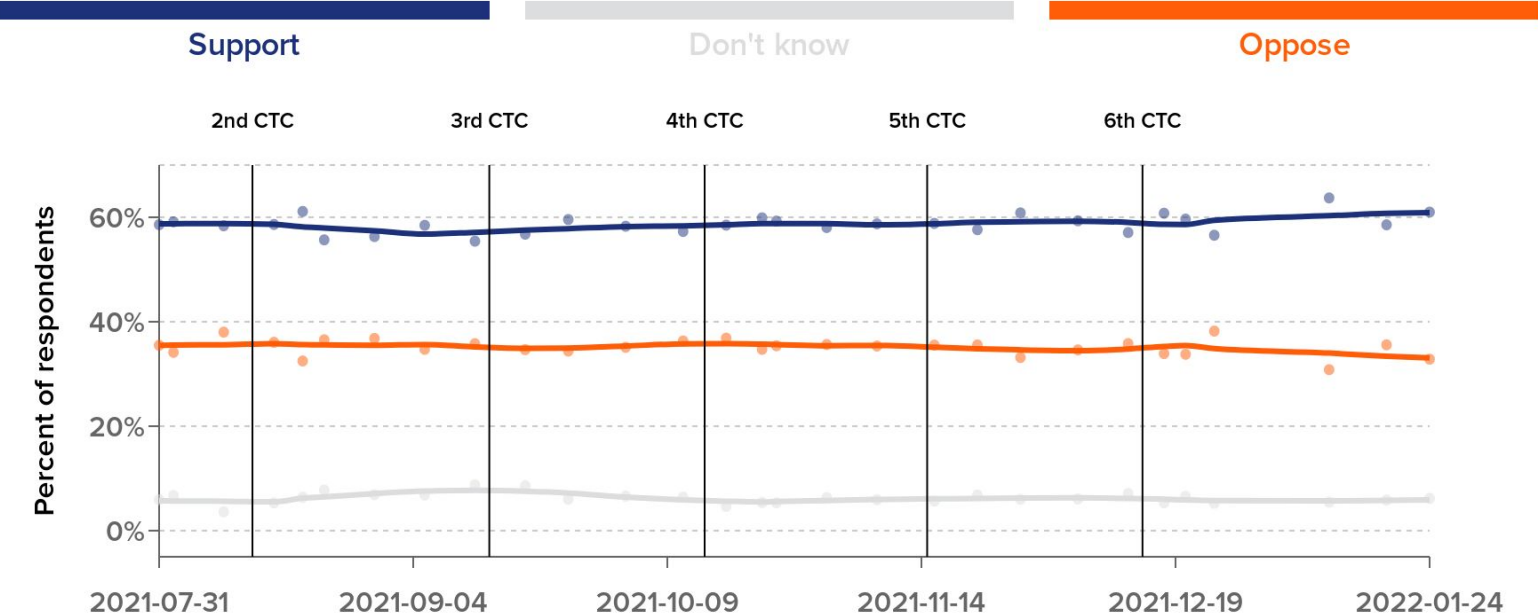
Fighting Chance *for* Families

Support for the Expanded
Child Tax Credit

Support for the Expanded Child Tax Credit Over Time

The expanded Child Tax Credit provides most families tax credits worth up to \$300 per month for each child they have age 6 or under – and \$250 per month for each child they have age 17 or under.

Do you support or oppose this program?



Support for the expanded Child Tax Credit has generally been stable over time, trending slightly upward since the end of December.

Across the whole time series, averaged support for the expanded Child Tax Credit sits at 59 percent among all likely voters, with 35 percent oppose.

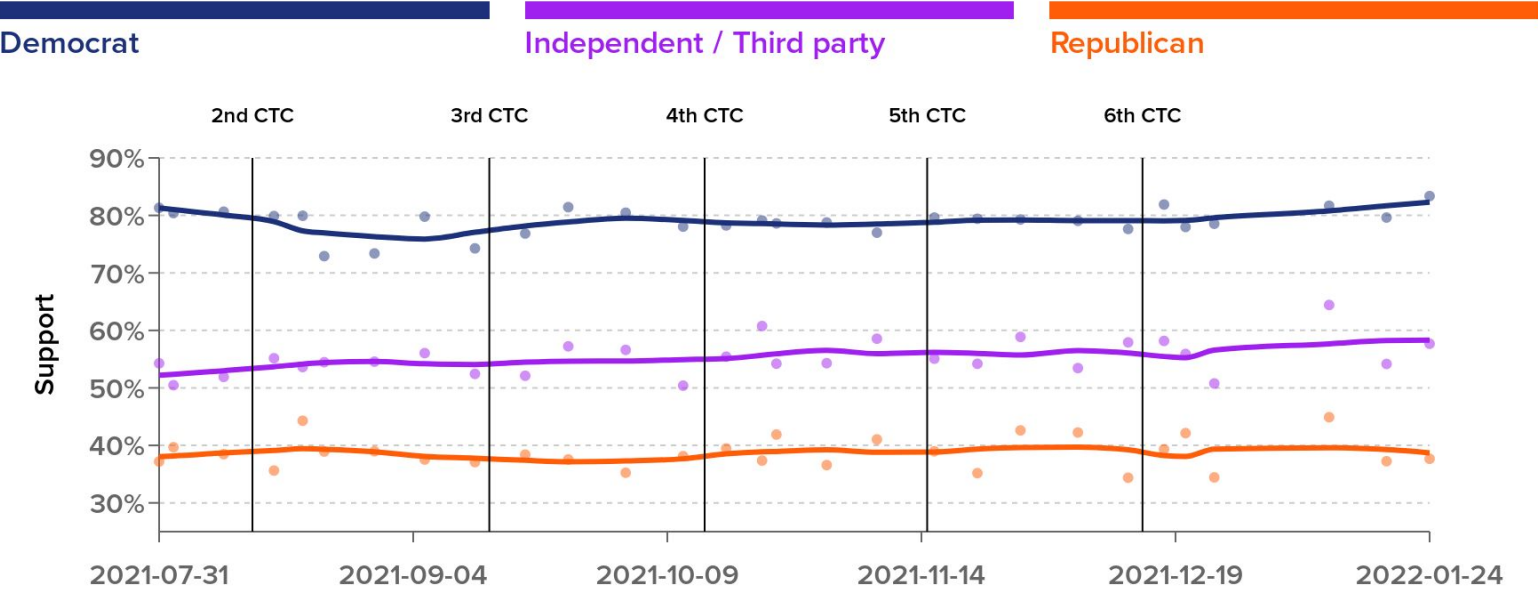
The core *policy*, monthly checks to families with children, is popular.

Support for the Expanded Child Tax Credit by Self-Identified Partisanship

The expanded Child Tax Credit provides most families tax credits worth up to \$300 per month for each child they have age 6 or under – and \$250 per month for each child they have age 17 or under.

Do you support or oppose this program?

Support for the expanded Child Tax Credit is sorted along self-identified partisan lines.



Among likely voters that self-identify as Democrats, Independent / Third-party, and Republican, averaged support sits at 79%, 55% and 38%, respectively.

That the program has retained consistent support from self-identify Independent / Third-party voters suggests it could become a politically durable program.

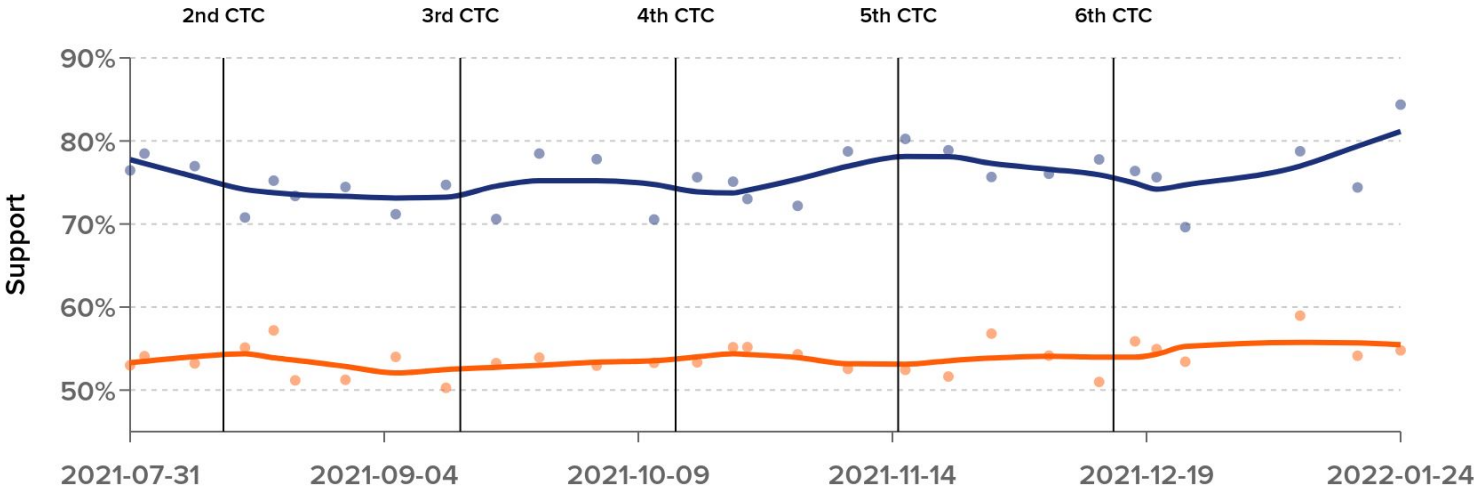
Support for the Expanded Child Tax Credit by Parent Status

The expanded Child Tax Credit provides most families tax credits worth up to \$300 per month for each child they have age 6 or under – and \$250 per month for each child they have age 17 or under.

Do you support or oppose this program?

Support for the expanded Child Tax Credit is higher among parents with children than non-parents.

Parent of child under age 18 **Not a parent of child under age 18**



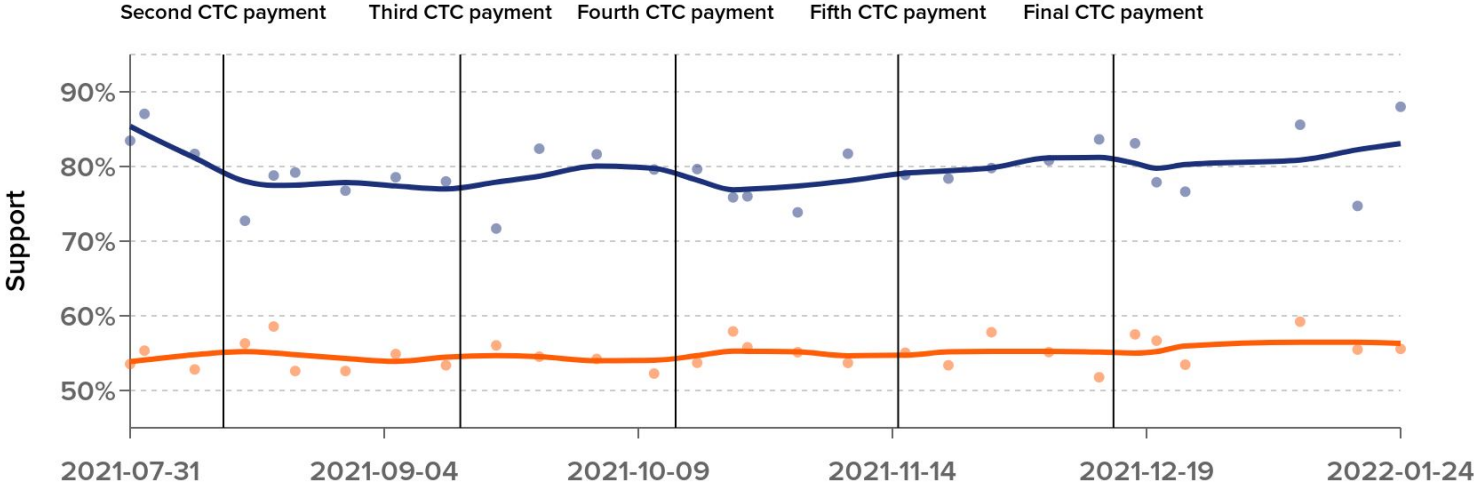
Averaged support among parents sits at 76%, compared to 54% among non-parents.

There is a cyclical character to opinions of the Child Tax Credit among parents, with support rising and falling around the distribution of payments.

Support for the Expanded Child Tax Credit by CTC Recipient Status

The expanded Child Tax Credit provides most families tax credits worth up to \$300 per month for each child they have age 6 or under – and \$250 per month for each child they have age 17 or under.

Do you support or oppose this program?



Support for the expanded Child Tax Credit was highest among those who received monthly Child Tax Credit payments at the end of July, right after the first round of payments were distributed.

Averaged support among recipients sits at 80%, compared to 55% among non-recipients.

Materialism remains a powerful force in politics. Those that benefit from the program, support it.

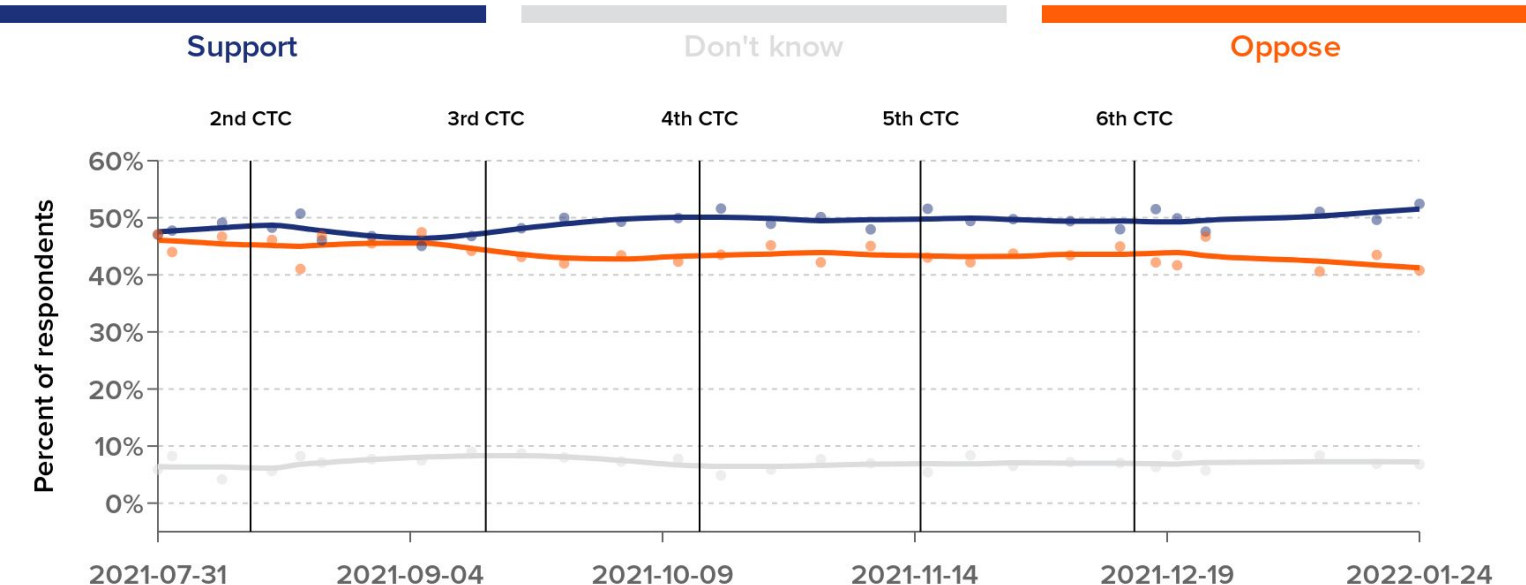
Fighting Chance *for* Families

Support for Making the
Expanded Child Tax Credit
Permanent

Support for Making the Expanded Child Tax Credit Permanent

The expanded Child Tax Credit provides most families tax credits worth up to \$300 per month for each child they have age 6 or under – and \$250 per month for each child they have age 17 or under. This program is set to end in December 2021.

Do you support or oppose making this program permanent?



Support for making the expanded Child Tax Credit permanent has increased since the first round of monthly payments were sent out to July, rising to +12-points, on net as of late January.

Averaged support for making this program permanent sits at 49%. Meanwhile, averaged opposition sits at 44%.

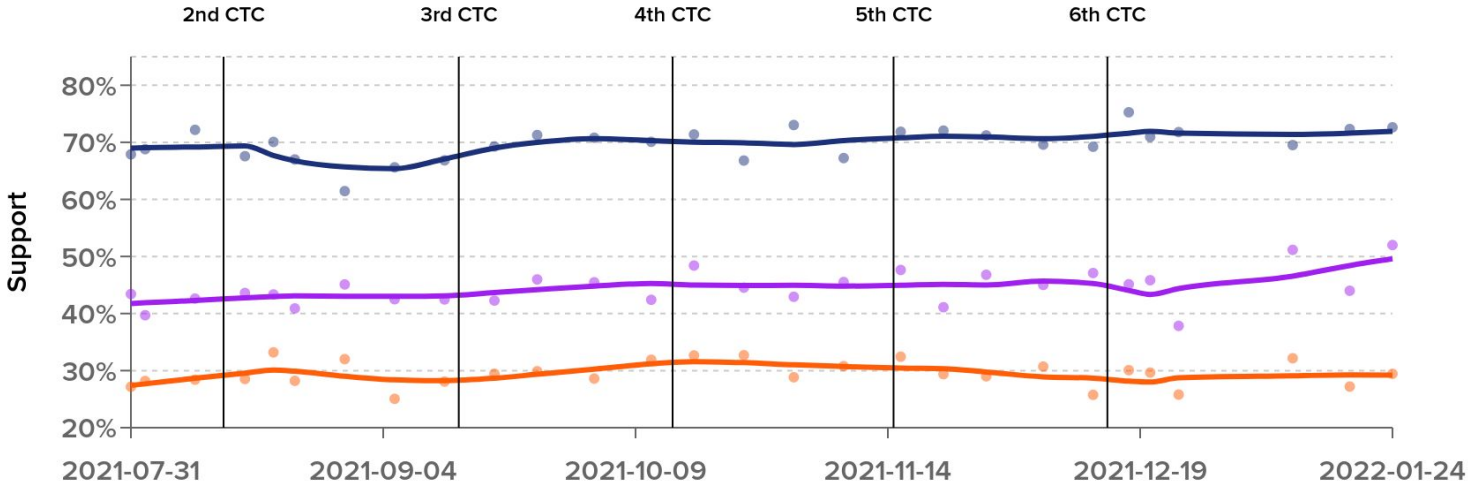
The expanded Child Tax Credit represents a large shift in policy making, with support for making the program permanent gradually rising.

Support for making the expanded Child Tax Credit permanent by partisanship

The expanded Child Tax Credit provides most families tax credits worth up to \$300 per month for each child they have age 6 or under – and \$250 per month for each child they have age 17 or under. This program is set to end in December 2021.

Do you support or oppose making this program permanent?

Support for making the expanded Child Tax Credit permanent is sorted by self-identifying partisanship.



The attitudes of self-identifying Democrats, Independent / Third-party voters, and Republicans have largely been stable over time.

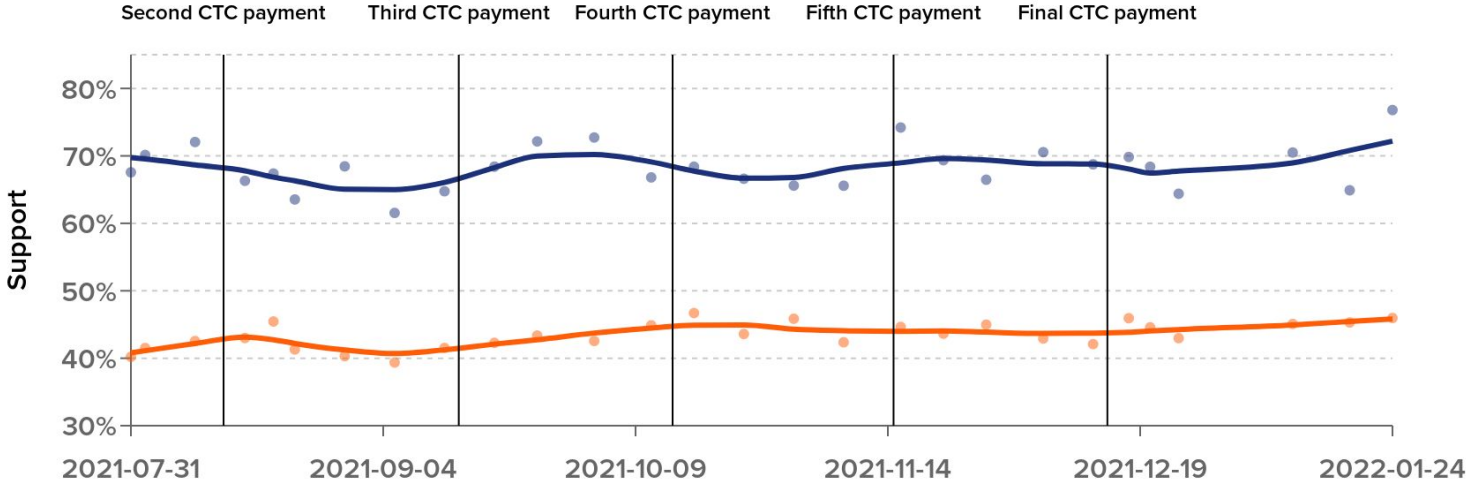
Averaged support for making this program permanent among Democrats, Independent / Third-party voters, and Republicans sits at 70%, 44%, and 30%.

Support for Making the Expanded Child Tax Credit Permanent by Parent Status

The expanded Child Tax Credit provides most families tax credits worth up to \$300 per month for each child they have age 6 or under — and \$250 per month for each child they have age 17 or under. This program is set to end in December 2021.

Do you support or oppose making this program permanent?

Parent of child under age 18 **Not a parent of child under age 18**



Parents’ support for making the expanded Child Tax Credit permanent has averaged 69 percent since July.

Among non-parents, averaged support for making this program permanent sits at 43%.

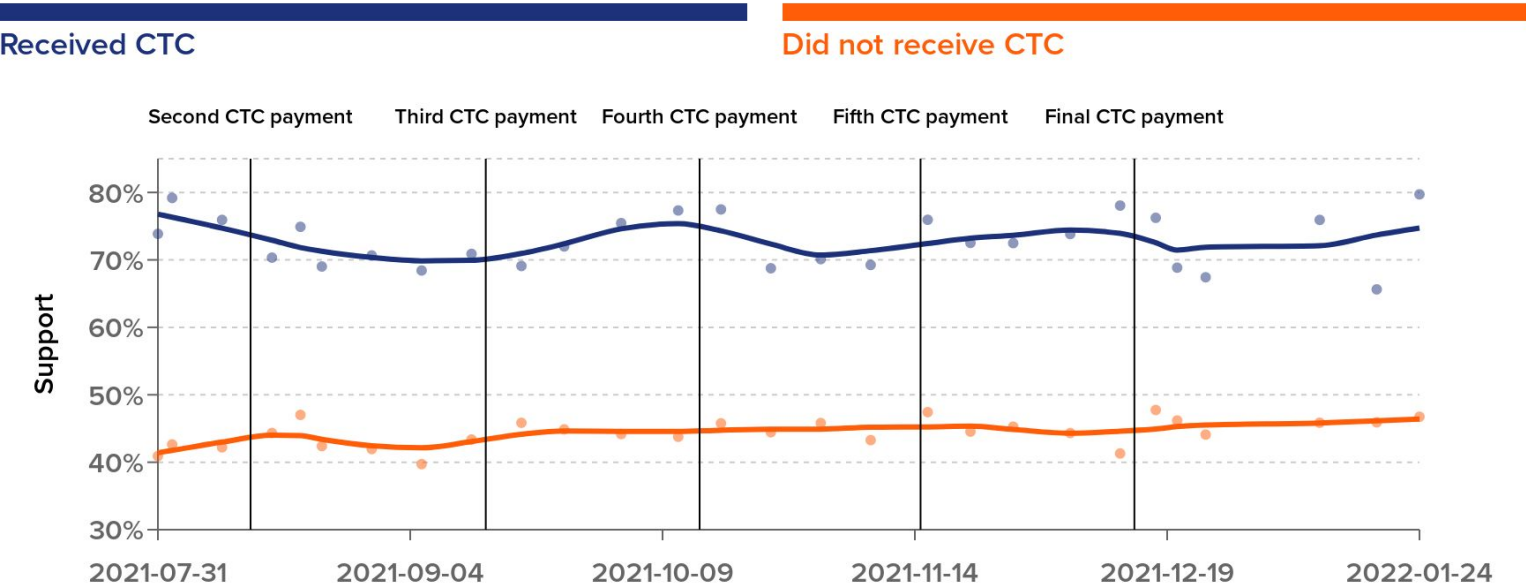
Support for Making the Expanded Child Tax Credit Permanent by CTC Recipient Status

The expanded Child Tax Credit provides most families tax credits worth up to \$300 per month for each child they have age 6 or under – and \$250 per month for each child they have age 17 or under. This program is set to end in December 2021.

Do you support or oppose making this program permanent?

CTC recipients strongly support making the program permanent. Since July, support for making the program permanent has averaged at 73 percent.

Meanwhile, averaged non-recipient support sits at 45%.



Fighting Chance *for* Families

Methodology

From July 23 to December 21, 2021, Data for Progress conducted twenty-nine surveys totaling to 36,808 interviews of likely voters nationally using web panel respondents. The sample was weighted to be representative of likely voters by age, gender, education, race, parent status, and voting history. The survey was conducted in English. The margin of error for each survey is ± 3 percentage points.

About Fighting Chance for Families

Fighting Chance for Families is a collaboration between Groundwork Collaborative and Data for Progress advocating for the permanent expansion of the Child Tax Credit.

Learn more at fightingchanceforfamilies.org or follow Fighting Chance for Families on Twitter at [@ExpandCTC](https://twitter.com/ExpandCTC).

About Data for Progress

Data for Progress is a progressive think tank and polling firm which arms movements with data-driven tools to fight for a more equitable future. DFP provides polling, data-based messaging, and policy generation for the progressive movement, and advises campaigns and candidates with the tools they need to win.

Learn more at dataforprogress.org or follow DFP on Twitter at [@dataprogress](https://twitter.com/dataprogress).

About Groundwork Collaborative

Groundwork Collaborative is an initiative dedicated to advancing a progressive economic worldview and narrative. We are committed to collaborating with a diverse array of partners to advance an economic system that produces strong, broadly shared prosperity and abundance for all people, and not just a wealthy few. Our work is driven by one core guiding principle: we are the economy.

Learn more at groundworkcollaborative.org or follow Groundwork on twitter [@Groundwork](https://twitter.com/Groundwork).

Inquiries

Presentation by: Anika Dandekar, *Polling Analyst, Data for Progress*. anika@dataforprogress.org

Assisted by: Ethan Winter, *Senior Analyst, Data for Progress*. ethan@dataforprogress.org

