

2020 *SENATE PROJECT* Kentucky

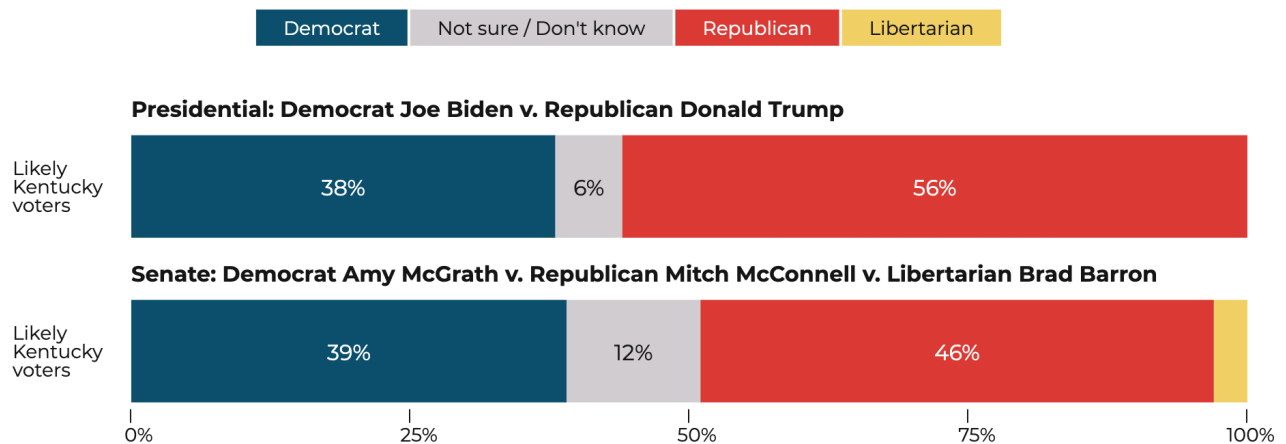
Senate Majority Leader Mitch McConnell maintains a seven percentage point lead over his Democratic Challenger Army McGrath.

President Donald Trump leads Democratic nominee for president Joe Biden by 20 percentage points.

KENTUCKY SENATE

In Kentucky, Democrat Amy McGrath is going up against incumbent Republican Mitch McConnell, the Republican Party's majority leader in the Senate. We find that McConnell has a seven-percentage-point lead over McGrath (46 percent McConnell, 39 percent McGrath). The Libertarian Party's candidate, Brad Barron, sits at three percent.

Trump And McConnell Hold Leads Over Their Democratic Opponents In Kentucky



Data for Progress

DATA FOR **PROGRESS**

KENTUCKY PRESIDENTIAL

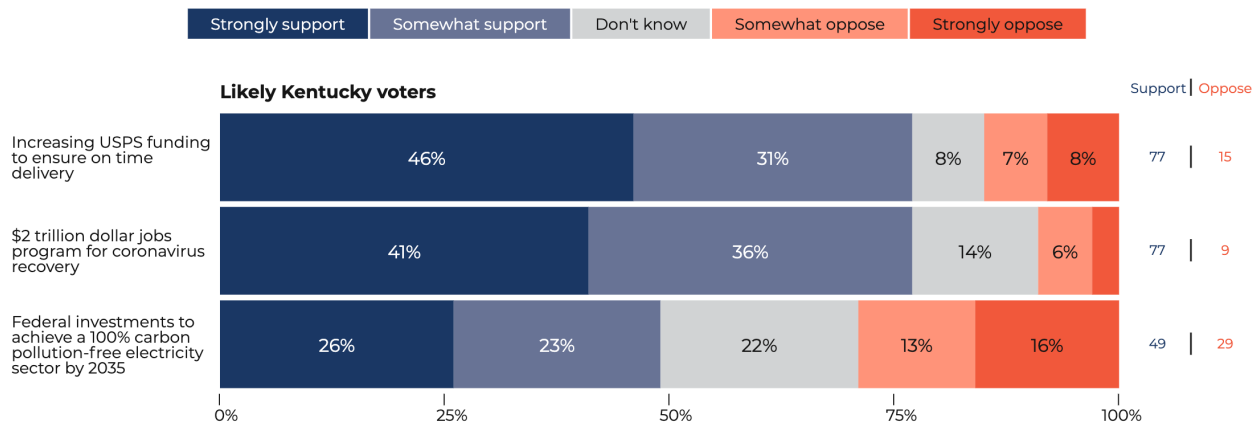
In Kentucky, President Donald Trump leads Democratic nominee for president Joe Biden by 18-points. In 2016, Trump beat former Secretary of State Hillary Clinton by a 30-point margin (63 percent Trump, 33 percent Clinton).

POLICIES

Voters in this state broadly support Democratic policy priorities. By 32-points they favor extending coronavirus relief until the unemployment rate falls back to where it was before the crisis. By 68-point, voters support a jobs program to help build infrastructure and public health to recover from the coronavirus emergency (77 percent support, 9 percent oppose). Providing additional funding to the United States Postal Service (USPS) to deliver essential needs is also popular, enjoying a 62-point margin (77 percent support, 15 percent oppose). We find that by a 20-point margin, voters support federal investments to achieve a 100% carbon free electricity sector (49 percent support, 29 percent oppose).

Voters In Kentucky Support Progressive Priorities

Would you support or oppose the following proposals?

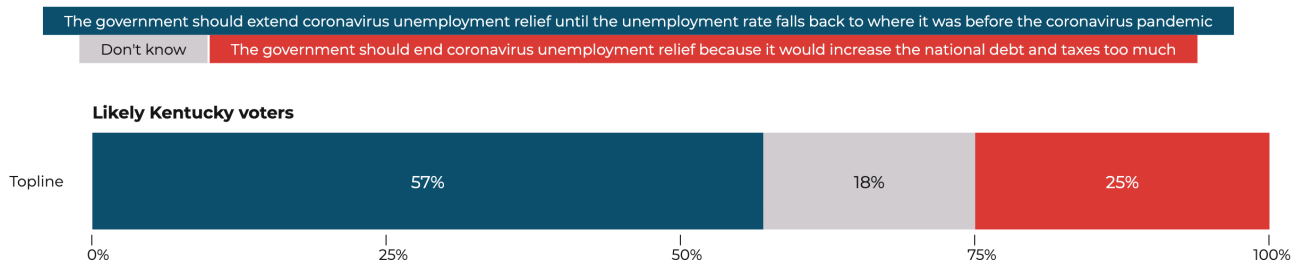


Data for Progress

DATA FOR PROGRESS

Voters In Kentucky Support Extending Coronavirus Unemployment Relief

Which statement comes closer to your view?



Data for Progress

DATA FOR PROGRESS

METHODOLOGY

From 9/14/2020 to 9/19/2020. Data for Progress conducted a survey of 807 likely voters in Kentucky using web panel and SMS respondents. The sample was weighted to be representative of likely voters by age, gender, education, race, and voting history. The survey was conducted in English. The margin of error is +/- 3.5 percentage points.