

2020 *SENATE PROJECT* Georgia

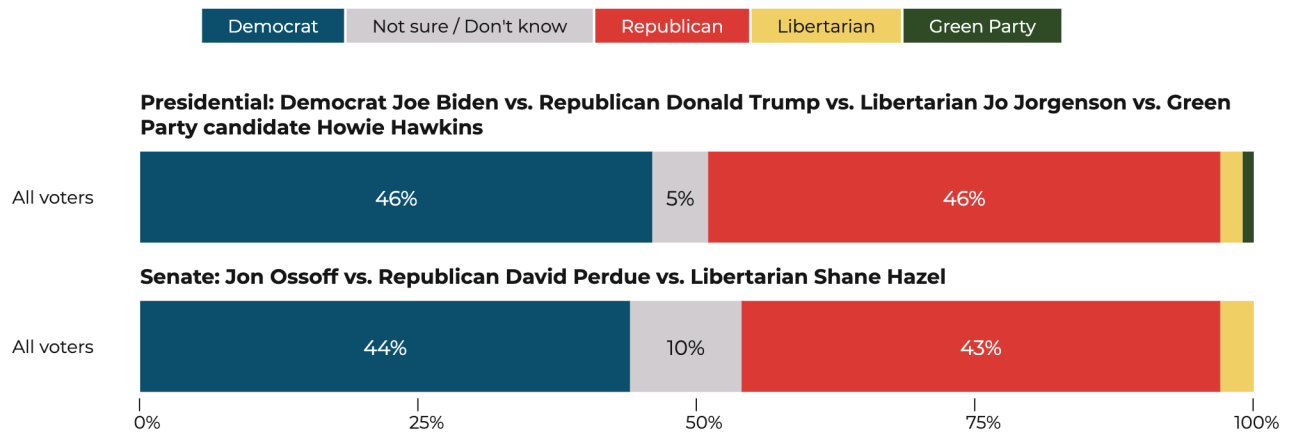
Democrat Jon Ossoff leads Republican David Perdue by one percentage point

Democrat Joe Biden and President Trump are tied at 46 percent

GEORGIA SENATE

In the Georgia Senate race, Democrat Jon Ossoff leads the Republican incumbent, Senator David Perdue, by one-percentage-point (44 percent Ossoff, 43 percent Perdue). The Libertarian, Shane Hazel, sits at three percent. The last time Data for Progress polled Georgia, we found that Ossoff was down by two-points. If no candidate wins 50+1% of the vote in November, the race will advance into a two-way runoff.

Biden And Trump Are Tied In Georgia With Ossoff Running One Point Ahead Of Perdue



Data for Progress

DATA FOR **PROGRESS**

GEORGIA PRESIDENTIAL

The Democratic nominee for president, Joe Biden, and President Donald Trump are currently tied at 46 percent. In our prior round of polling in the state, we also found that both candidates were tied at 46 percent. In 2016, Trump beat former Secretary of State Hillary Clinton by nearly five-points.

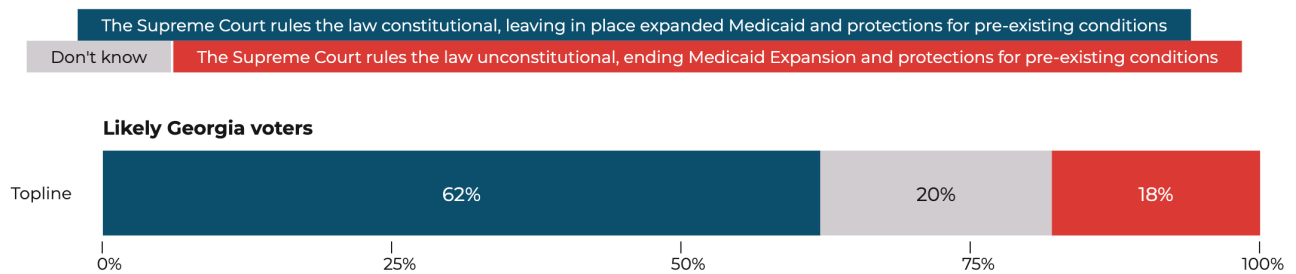
POLICIES

By a 44-point margin, likely Georgia voters want the Supreme Court to uphold the Affordable Care Act.

Likely Georgia voters also want limits placed on the political donations and expenditures of businesses and corporations by a 57-point margin.

Voters In Georgia Want The Supreme Court To Rule The Affordable Care Act As Constitutional

The Supreme Court is set to hear arguments for a case which will decide the future of the Affordable Care Act. Which of these do you prefer?

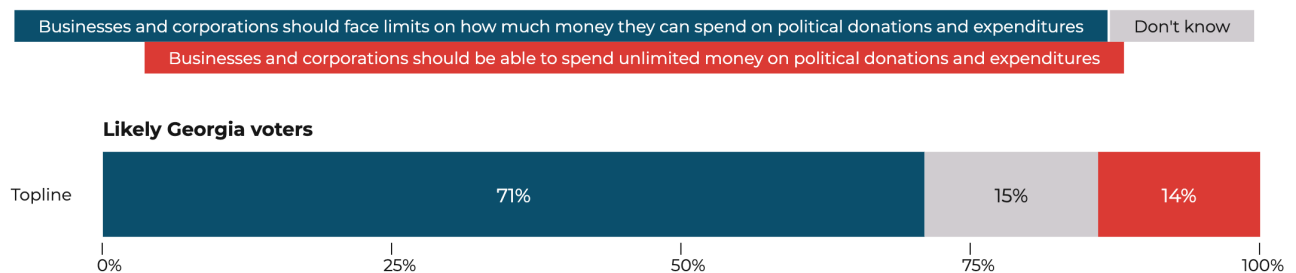


Data for Progress

DATA FOR PROGRESS

Voters In Georgia Want Limits On Political Expenditures And Donations Of Businesses And Corporations

Which of the following comes closest to your belief about corporations and businesses spending money in elections?



Data for Progress

DATA FOR PROGRESS

METHODOLOGY

From 10/8/2020 to 10/11/2020 Data for Progress conducted a survey of 782 likely voters in Georgia using web panel and SMS respondents. The sample was weighted to be representative of likely voters by age, gender, education, race, and voting history. The survey was conducted in English. The margin of error is +/- 3.5 percentage points.