

 DATA FOR *PROGRESS*

Voters in Montana Support the Build Back Better Agenda

ETHAN WINTER
ANIKA DANDEKAR

From August 20 to 27, 2021, Data for Progress conducted a survey of 829 likely voters in Montana. As part of this survey, we measured support for President Biden's Build Back Better agenda, as well as the previously passed American Rescue Plan and the Infrastructure Investment and Jobs Act (formerly the Bipartisan Infrastructure Bill).

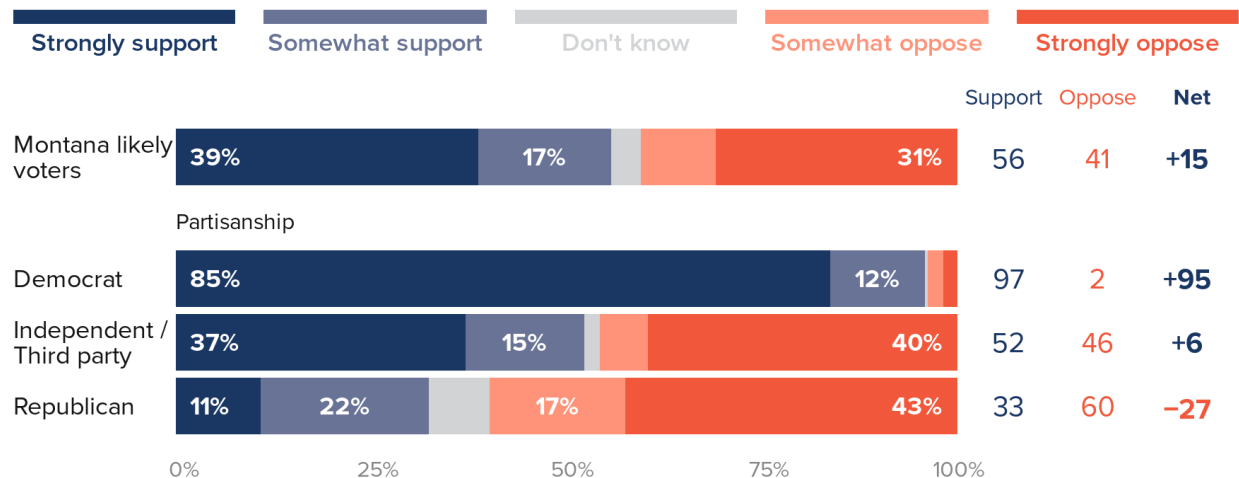
VOTERS SUPPORT THE BUILD BACK BETTER PLAN

We tested support for the Build Back Better plan, the \$3.5 trillion budget proposal Democrats in Congress are now considering. We find that likely voters in the state support this proposed investment plan by a margin of +15 points. Democrats and Independents support the plan by margins of +95 points and +6 points. Thirty-three percent of Republicans support it, while 60 percent oppose it.

A Majority of Montana Voters Support the Build Back Better Plan

Some lawmakers in Congress are proposing a \$3.5 trillion investment plan. This plan would expand Medicare benefits and make healthcare, child care, and long-term care for seniors and people with disabilities more affordable. This plan would also invest in clean energy, and extend tax cuts for most families with children.

Do you support or oppose this investment plan?



August 20-27, 2021 survey of 829 likely voters

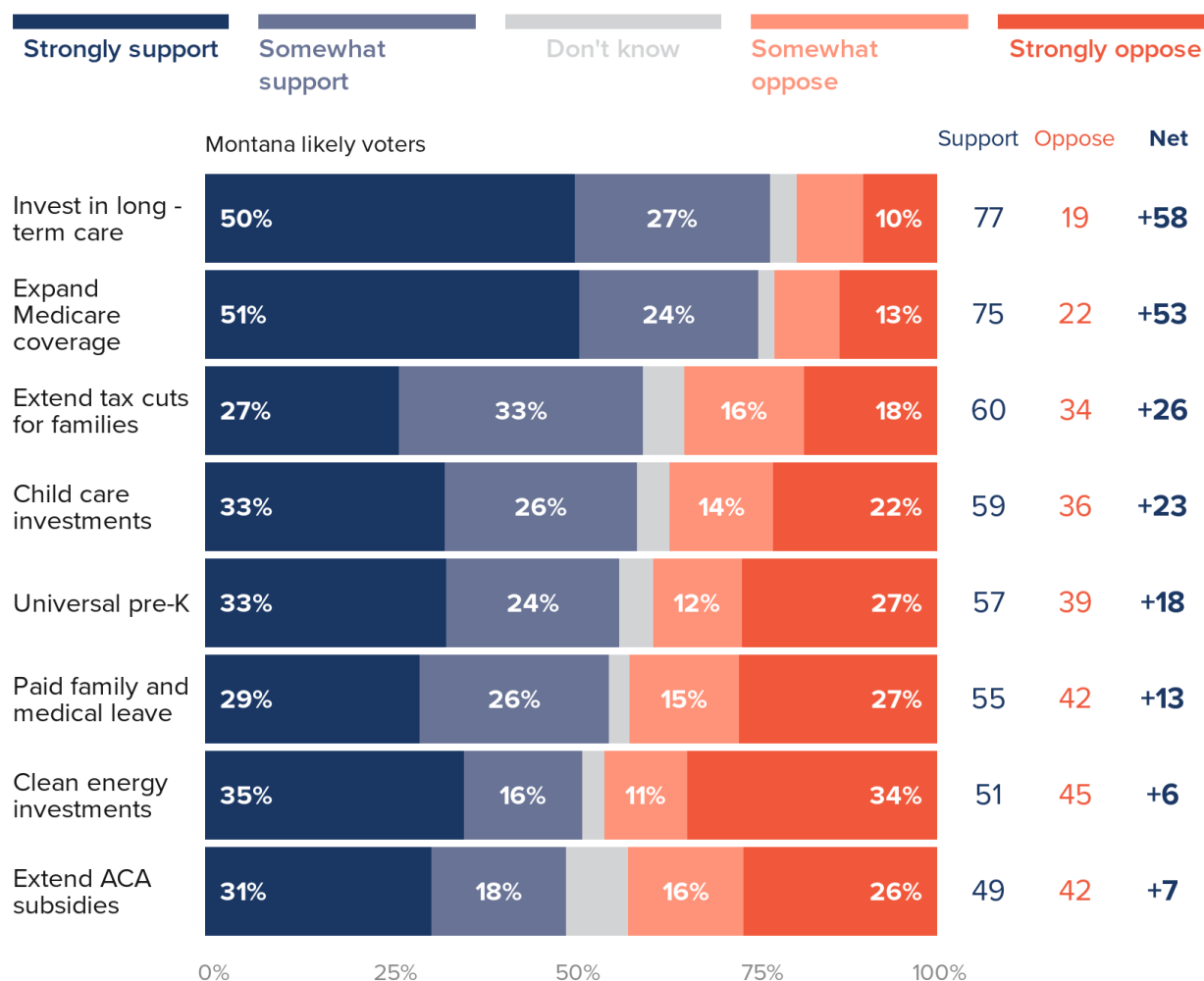
gNZf46

DATA FOR PROGRESS

We then tested support for the individual provisions of the Build Back Better plan. We find majority support for all provisions. Investments in long-term care for seniors and people with disabilities are backed with a margin of +58 points. Expanding Medicare coverage to include vision, hearing, and dental are supported by a margin of +53 points. Extending tax cuts for families and investments in childcare are both backed by a margin of at least +20 points. Providing workers with 12 weeks of paid family and medical leave and universal pre-K, investments in child care are both supported by margins of around +15 points. Extending subsidies for people who purchase insurance through Affordable Care Act exchanges and investments in clean energy are both supported by margins of over plus-five points.

A Majority of Montana Voters Support the Provisions of the Build Back Better Plan

Below is a list of some of the provisions of the \$3.5 trillion investment plan that some lawmakers in Congress are considering. For each provision, say whether you support or oppose it.



August 20-27, 2021 survey of 829 likely voters

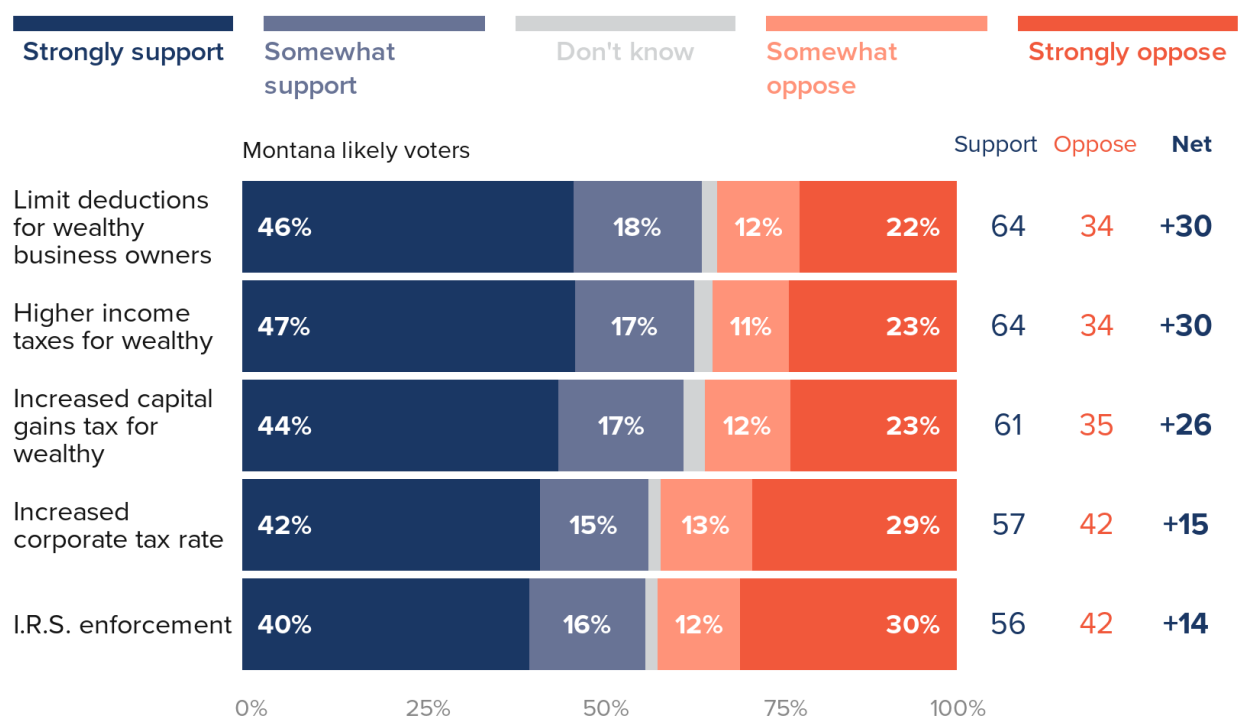
gNZf46

DATA FOR **PROGRESS**

We then polled support for some of the ways that the Build Back Better plan is to be paid for. Raising income taxes, capital gains taxes and limiting business tax deductions for the wealthiest Americans are all supported by margins of over +25 points. By a margin of at least +14 points, voters support increasing the corporate tax rate and increasing the Internal Revenue Service's budget.

A Majority of Montana Voters Support How the Build Back Better Plan is Paid For

Below is a list of some of the ways that lawmakers in Congress are proposing paying for the \$3.5 trillion investment plan. For each way, please say whether you support or oppose it.



August 20-27, 2021 survey of 829 likely voters

QjGWzY

DATA FOR **PROGRESS**

LONG-TERM CARE IS POPULAR WITH VOTERS, EVEN WHEN VOTERS ARE PROVIDED ARGUMENTS BOTH FOR AND AGAINST

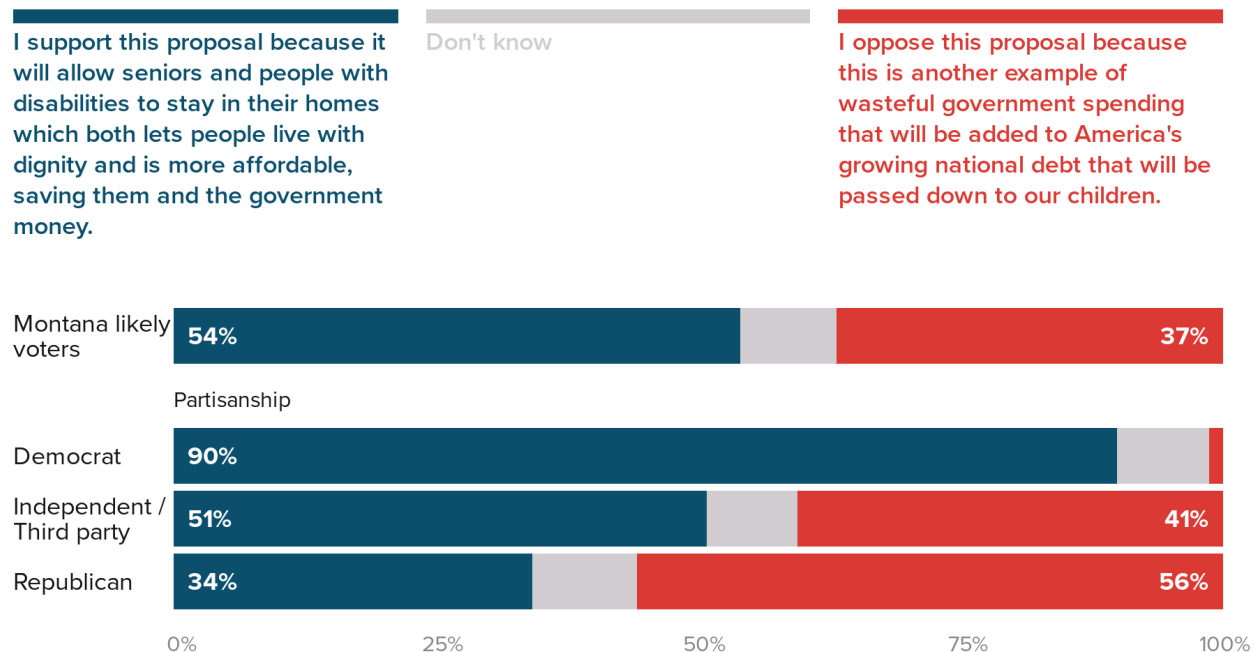
Investments in long-term care for seniors and people with disabilities is one of the most popular provisions in the Build Back Better plan. This popularity is durable even when voters are provided arguments for and against the proposal.

When provided with arguments, 54 percent of voters in the state support making this \$400 billion investment, while only 37 percent oppose it. Majorities of both Democrats (90 percent) and Independents (51 percent) support it. Thirty-four percent of Republicans support this proposal, while 56 percent oppose it.

A Majority of Montana Voters Want to Make Investments in Long-Term Care

Some lawmakers in Congress are proposing investing \$400 billion to improve the quality of and increase access to long-term care for seniors and people with disabilities.

When thinking about this proposal, which statement comes closest to your view, even if neither is exactly right?



August 20-27, 2021 survey of 829 likely voters

gNZf46

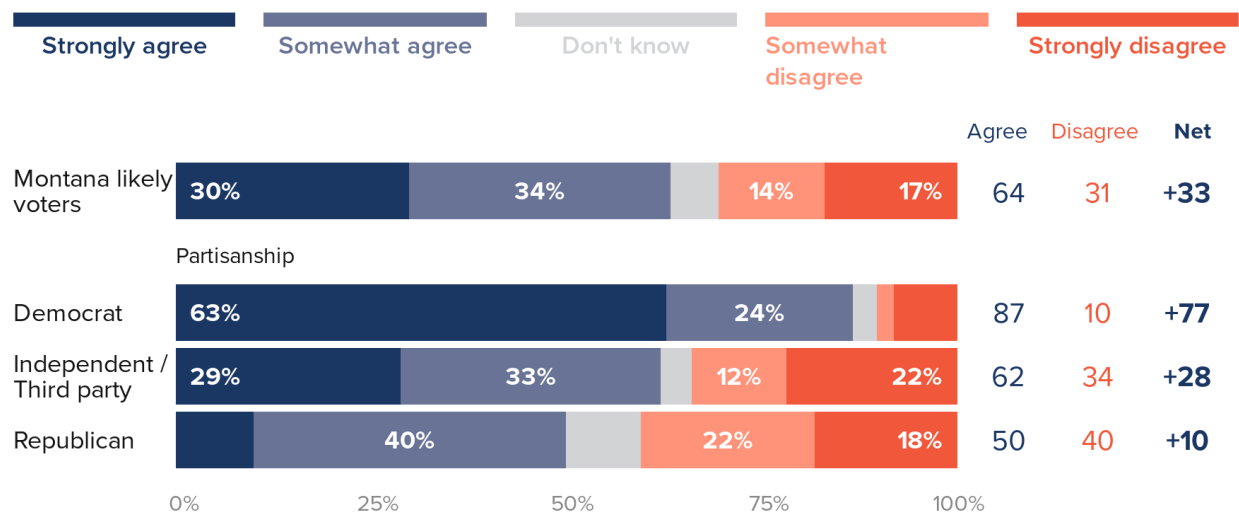
DATA FOR PROGRESS

VOTERS THINK THAT INVESTMENTS IN CAREGIVING PROMOTE ECONOMIC GROWTH

By a +33-point margin, likely voters agree that caregiving can create economic growth because this could allow family members to seek out jobs. By margins of +77 points, +28 points, +10 points, Democrats, Independents, and Republicans agree with this economic argument for investing in caregiving.

A Majority of Montana Voters Agree That Investments in Caregiving Create Economic Growth

Do you agree or disagree that investments that create jobs in caregiving, child care, or long-term care for seniors and people with disabilities can create economic growth and opportunities because they can allow other family members to enter the workforce?



August 20-27, 2021 survey of 829 likely voters

QJGWZY

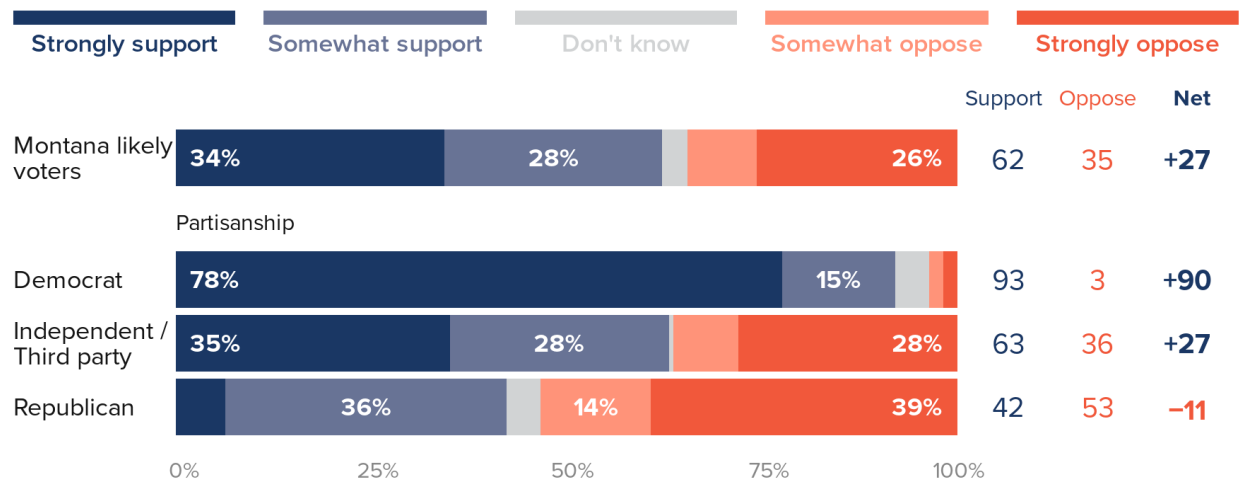
DATA FOR PROGRESS

A PATHWAY TO CITIZENSHIP IS POPULAR

We also tested support for creating a pathway to citizenship for Dreamers, those on Temporary Protected Status (TPS) and essential workers. We find that, by a +27-point margin, likely voters support this proposal. By respective margins of +90 points, +27 points, Democrats and Independents support this proposal. Republican opinion is more split, with 42 percent supporting a pathway and 53 percent opposing it.

A Majority of Montana Voters Support Creating a Pathway to Citizenship

Do you support or oppose legislation that would create an earned path to citizenship for undocumented immigrants who were brought to the United States as children, people who are contributing and working here legally due to war or natural disaster in their home countries, and farmworkers and other essential workers?



August 20-27, 2021 survey of 829 likely voters

gNZf46

DATA FOR **PROGRESS**

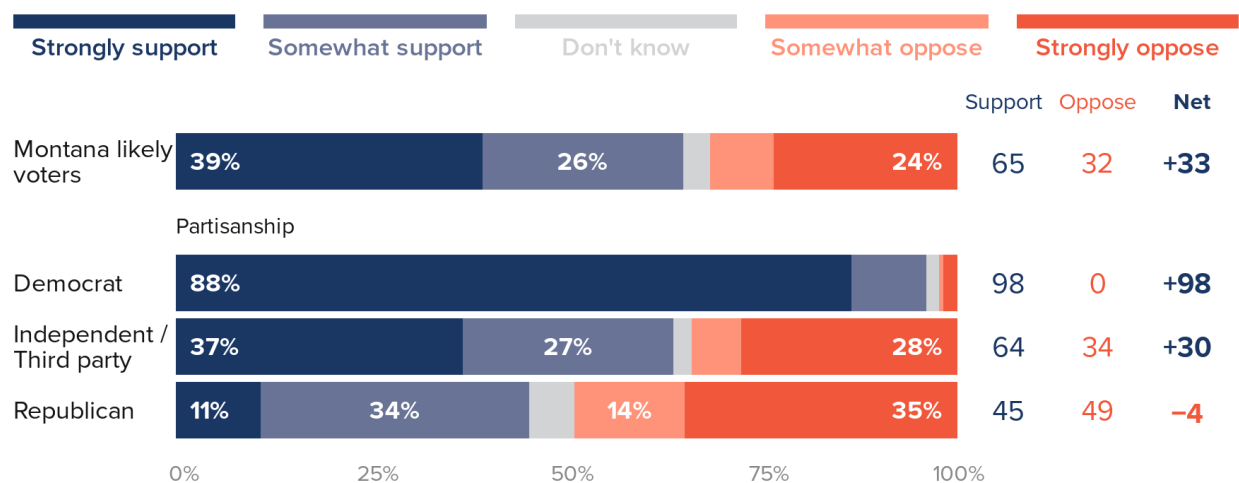
VOTERS SUPPORT THE INFRASTRUCTURE INVESTMENT AND JOBS ACT

By a +51-point margin, likely voters back the Infrastructure Investment and Jobs Act. This support extends across self-identified partisanship. Democrats and Independents support this bill by margins of +98 points and +30 points, respectively. Republicans are more split, 45 percent of voters support it, while 49 percent oppose it.

A Majority of Montana Voters Support the Infrastructure Investment and Jobs Act

The Infrastructure Investment and Jobs Act (formerly the Bipartisan Infrastructure Bill) is a proposal to invest \$550 billion in new spending to repair roads and bridges, expand broadband internet access, fund improvements to rail networks and airports, modernize the electricity grid, and invest in extreme weather preparedness.

Do you support or oppose the Infrastructure Investment and Jobs Act?



August 20-27, 2021 survey of 829 likely voters

gNZf46

DATA FOR PROGRESS

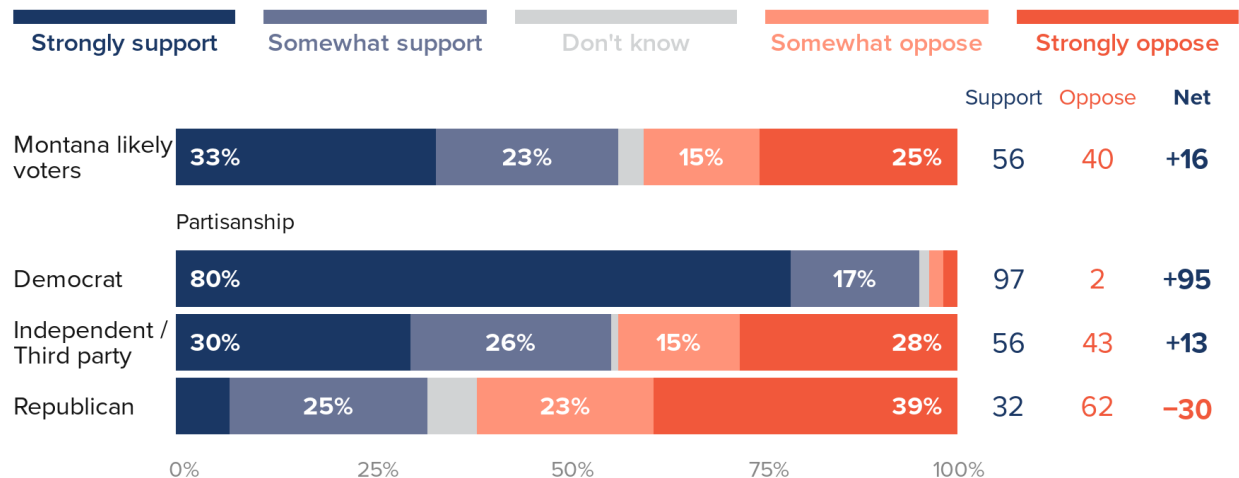
THE AMERICAN RESCUE PLAN REMAINS POPULAR

Last, we tested support for the American Rescue Plan. We find that the law remains popular with likely voters. Specifically, likely voters in the state support the law by a margin of +16 points. Democrats and Independents support the law by margins of +95 points and +13 points, respectively. Thirty-two percent of Republicans support the law, while 62 percent oppose it.

A Majority of Montana Voters Support the American Rescue Plan

The American Rescue Plan was a \$1.9 trillion pandemic relief package signed into law in March 2021. It provided \$1,400 stimulus checks to most Americans, expanded unemployment and food assistance, encouraged businesses to provide paid sick and family leave to their employees, and cut taxes for most families with children.

Based on what you know now, do you support or oppose the American Rescue Plan?



August 20-27, 2021 survey of 829 likely voters

gNZf46

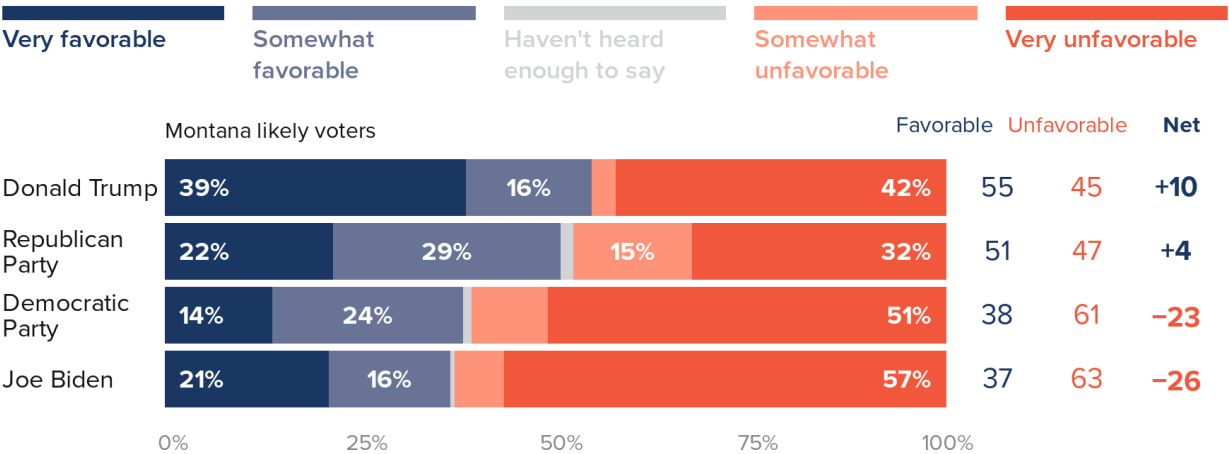
DATA FOR **PROGRESS**

POLITICAL ENVIRONMENT IN MONTANA

President Joe Biden’s net favorables are -26 points. Former President Donald Trump’s net favorables are +10 points. The net favorables of the Democratic and Republican Parties’ are -23 points and plus-four points, respectively.

The Political Environment in Montana

Do you have a favorable or unfavorable opinion of the following people or institutions?

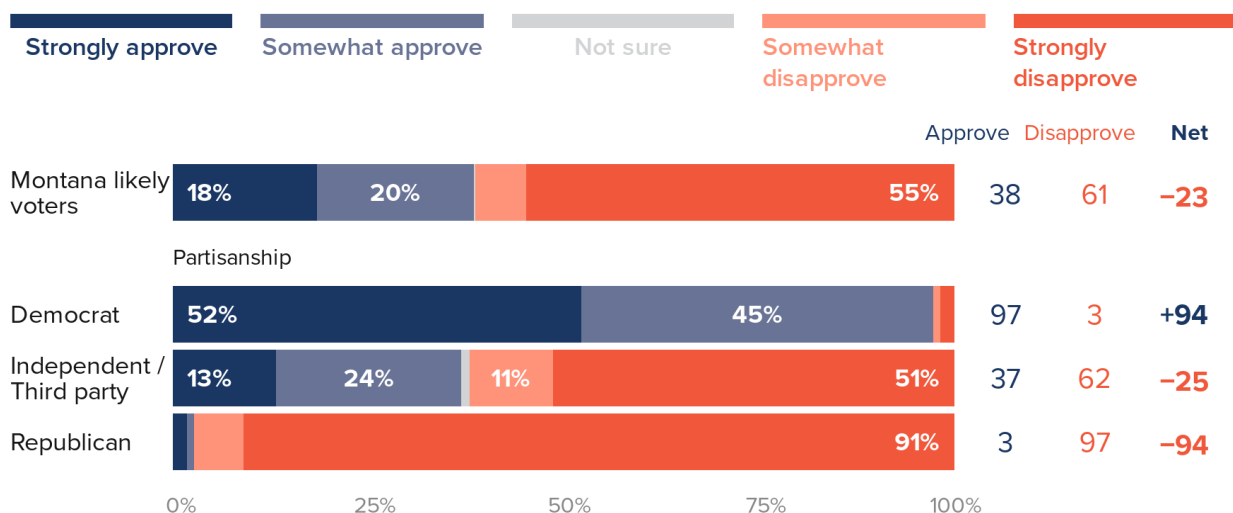


August 20-27, 2021 survey of 829 likely voters gNZf46 DATA FOR PROGRESS

President Joe Biden's job approval is -23 points. Among Democrats, Biden has a net approval rating of +94 points. Among Independents and Republicans, Biden's net approval rating is -25 points and -94 points, respectively.

Montana Voters' Views of the Job Joe Biden is Doing as President

Do you approve or disapprove of the way Joe Biden is handling his job as president?



August 20-27, 2021 survey of 829 likely voters

nJUQHz

DATA FOR **PROGRESS**

Toplines for this polling can be found [here](#).

From August 20 to 27, 2021, Data for Progress conducted a survey of 829 likely voters in Montana using SMS and web panel respondents. The sample was weighted to be representative of likely voters by age, gender, education, race, and voting history. The survey was conducted in English. The margin of error is ± 3 percentage points.