

 DATA FOR *PROGRESS*

Voters in Washington Support the Build Back Better Agenda

ETHAN WINTER

From August 20 to 27, 2021, Data for Progress conducted a survey of 464 likely voters in Washington. As part of this survey, we measured support for President Biden's Build Back Better agenda, as well as the previously passed American Rescue Plan and the Infrastructure Investment and Jobs Act (formerly the Bipartisan Infrastructure Bill).

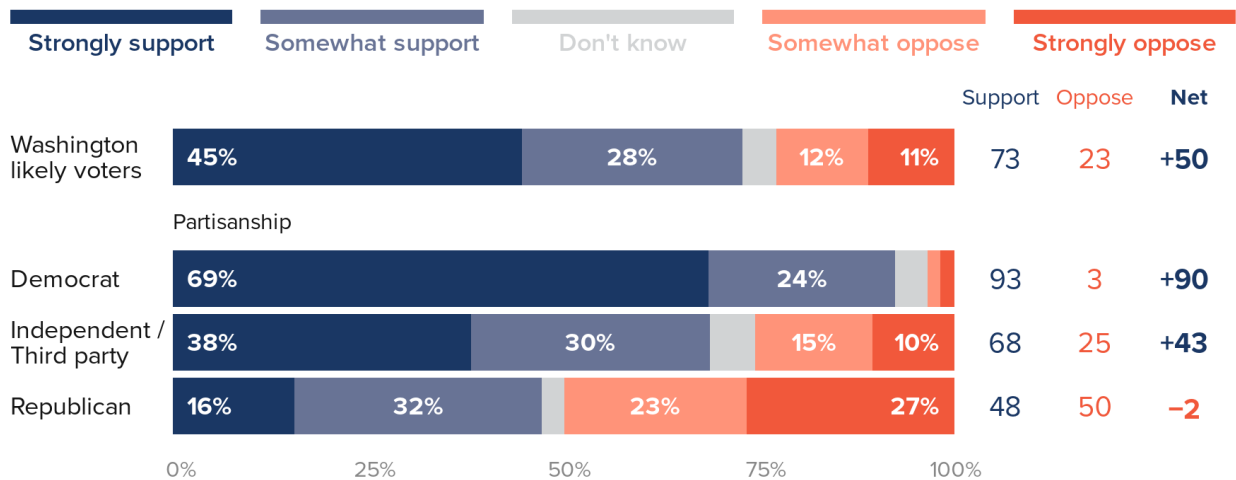
VOTERS SUPPORT THE BUILD BACK BETTER PLAN

We tested support for the Build Back Better plan, the \$3.5 trillion budget proposal Democrats in Congress are now considering. We find that likely voters in the state support this proposed investment plan by a margin of +50 points. Democrats and Independents support the plan by margins of +90 points and +43 points. Republicans are more divided, 48 percent support the plan and 50 percent oppose it.

A Majority of Washington Voters Support the Build Back Better Plan

Some lawmakers in Congress are proposing a \$3.5 trillion investment plan. This plan would expand Medicare benefits and make healthcare, child care, and long-term care for seniors and people with disabilities more affordable. This plan would also invest in clean energy, and extend tax cuts for most families with children.

Do you support or oppose this investment plan?



August 20-27, 2021 survey of 464 likely voters

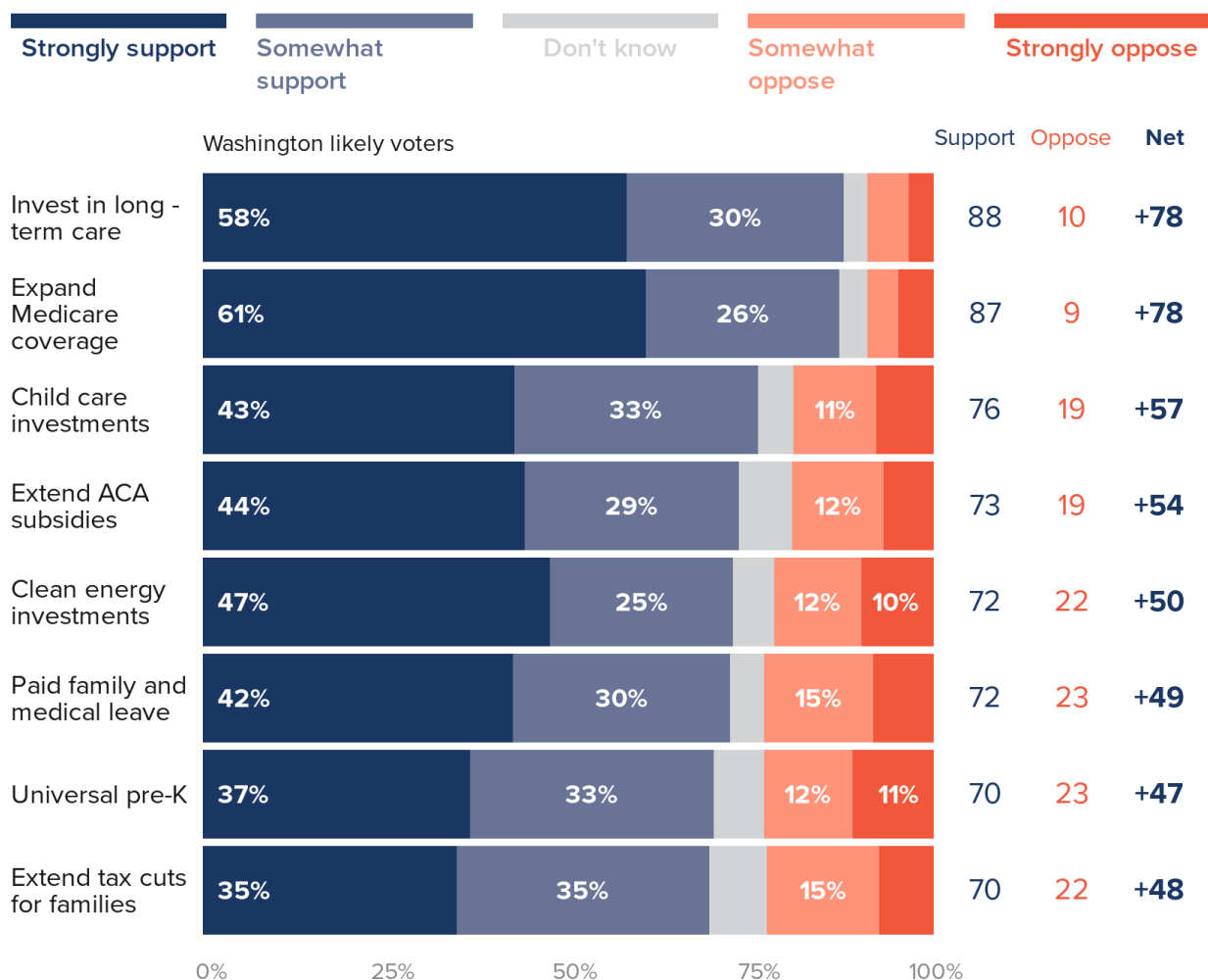
yGf6CD

DATA FOR PROGRESS

We then tested support for the individual provisions of the Build Back Better plan. We find majority support for all provisions. Expanding Medicare coverage to include vision, hearing, and dental along with investments in long-term care for seniors and people with disabilities are both supported by margins of +78 points. Investments in child care, clean energy, and extending subsidies for people who purchase insurance through Affordable Care Act exchanges are all supported by margins of at least +50 points. By margins more than +45 points, likely voters support extending tax cuts for families with children, providing workers with 12 weeks of paid family and medical leave, and universal pre-K.

A Majority of Washington Voters Support the Provisions of the Build Back Better Plan

Below is a list of some of the provisions of the \$3.5 trillion investment plan that some lawmakers in Congress are considering. For each provision, say whether you support or oppose it.



August 20-27, 2021 survey of 464 likely voters

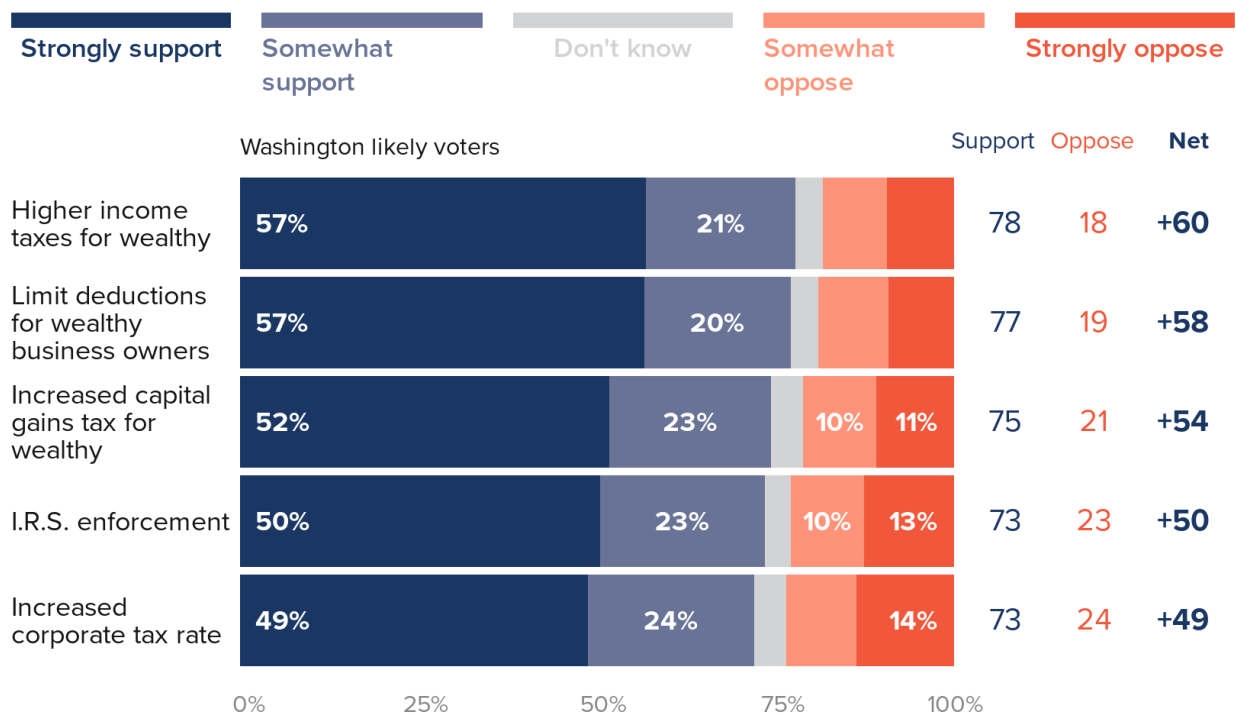
yGf6CD

DATA FOR PROGRESS

We then polled support for some of the ways that the Build Back Better plan is to be paid for. Raising taxes on the wealthiest two percent of Americans and limiting what the wealthiest one percent of business owners can deduct from their taxes are both supported by margins of +60 points and +58 points, respectively. Increasing the capital gains tax on the wealthy and increasing the Internal Revenue Service’s budget are both supported by margins of at least +50 points. By a margin of +49 points, voters in the state support increasing the corporate tax rate.

A Majority of Washington Voters Support How the Build Back Better Plan is Paid For

Below is a list of some of the ways that lawmakers in Congress are proposing paying for the \$3.5 trillion investment plan. For each way, please say whether you support or oppose it.



August 20-27, 2021 survey of 464 likely voters

yGf6CD

DATA FOR PROGRESS

LONG-TERM CARE IS POPULAR WITH, EVEN WHEN VOTERS ARE PROVIDED ARGUMENTS BOTH FOR AND AGAINST

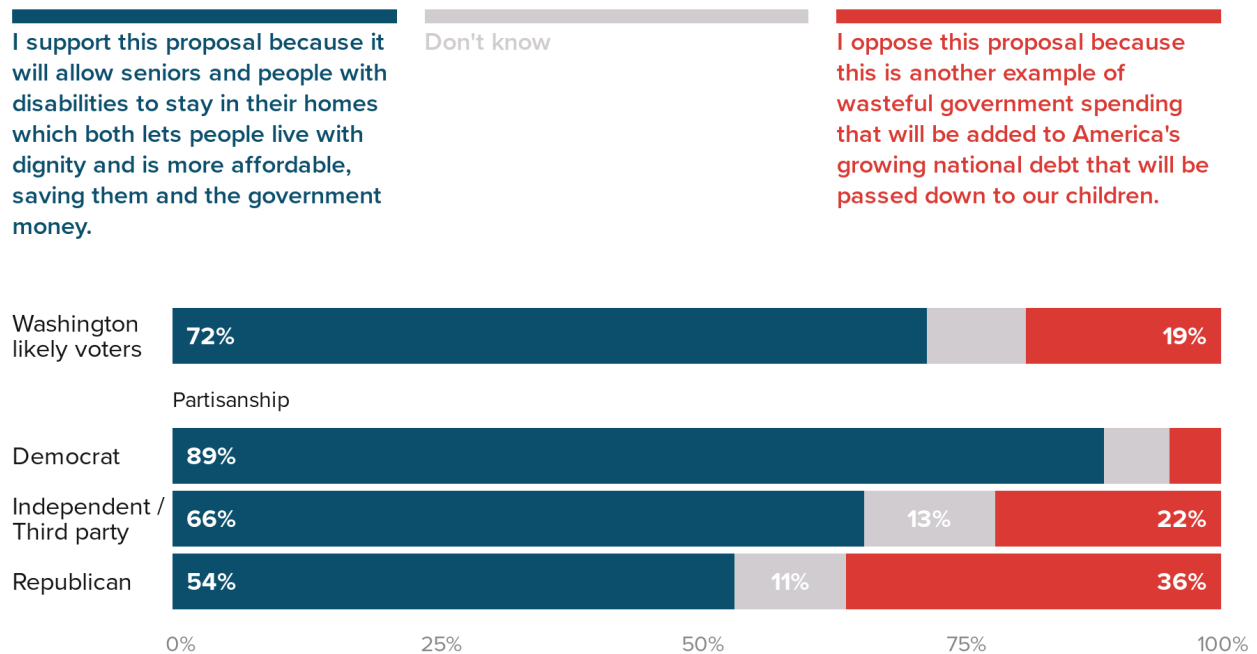
Investments in long-term care for seniors and people with disabilities is one of the most popular provisions in the Build Back Better plan. This popularity is durable even when voters are provided arguments for and against the proposal.

When provided with arguments, 72 percent of voters in the state support making this \$400 billion investment, while only 19 percent oppose it. Majorities of both Democrats (89 percent) and Independents (66 percent) and a plurality of Republicans (54 percent) support this proposal.

A Majority of Washington Voters Want to Make Investments in Long-Term Care

Some lawmakers in Congress are proposing investing \$400 billion to improve the quality of and increase access to long-term care for seniors and people with disabilities.

When thinking about this proposal, which statement comes closest to your view, even if neither is exactly right?



August 20-27, 2021 survey of 464 likely voters

yGf6CD

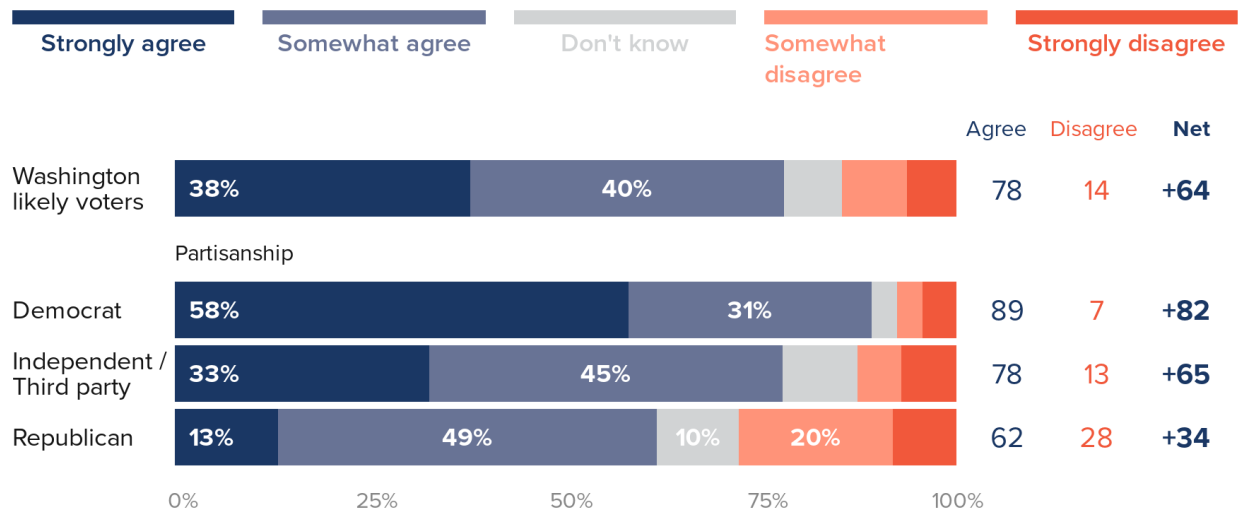
DATA FOR PROGRESS

VOTERS THINK THAT INVESTMENTS IN CAREGIVING PROMOTE ECONOMIC GROWTH

By a +64-point margin, likely voters agree that caregiving can create economic growth because this could allow family members to seek out jobs. By margins of +82 points, +65 points, +34 points, Democrats, Independents, and Republicans agree with this economic argument for investing in caregiving.

A Majority of Washington Voters Agree That Investments in Caregiving Create Economic Growth

Do you agree or disagree that investments that create jobs in caregiving, child care, or long-term care for seniors and people with disabilities can create economic growth and opportunities because they can allow other family members to enter the workforce?



August 20-27, 2021 survey of 464 likely voters

8HK5K4

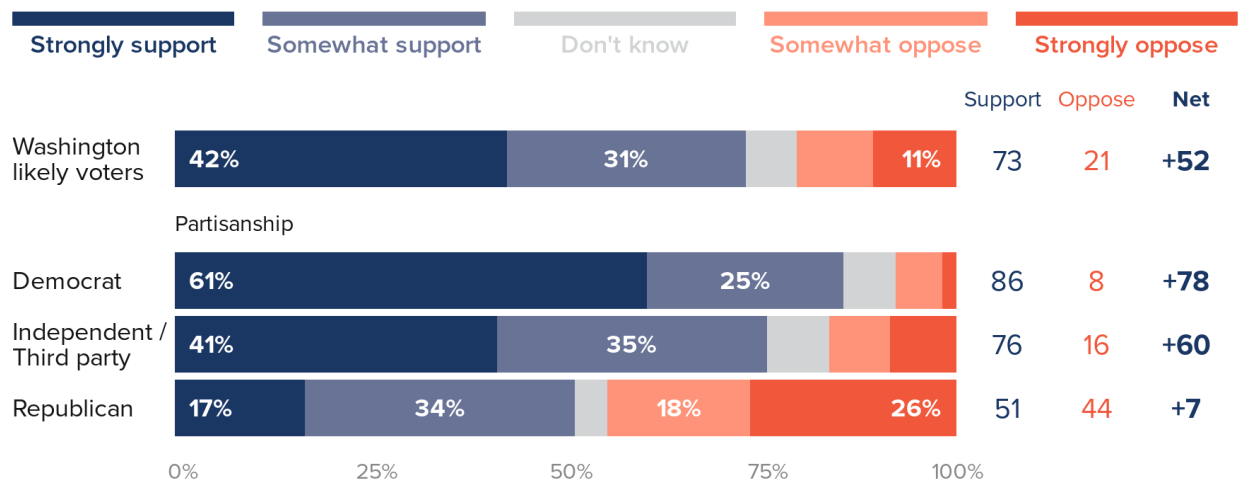
DATA FOR PROGRESS

A PATHWAY TO CITIZENSHIP IS POPULAR

We also tested support for creating a pathway to citizenship for Dreamers, those on Temporary Protected Status (TPS) and essential workers. We find that, by a +52-point margin, likely voters support this proposal. By margins of +78 points, +60 points, and plus-seven points, Democrats, Independents, and Republicans support this proposal.

A Majority of Washington Voters Support Creating a Pathway to Citizenship

Do you support or oppose legislation that would create an earned path to citizenship for undocumented immigrants who were brought to the United States as children, people who are contributing and working here legally due to war or natural disaster in their home countries, and farmworkers and other essential workers?



August 20-27, 2021 survey of 464 likely voters

yGf6CD

DATA FOR PROGRESS

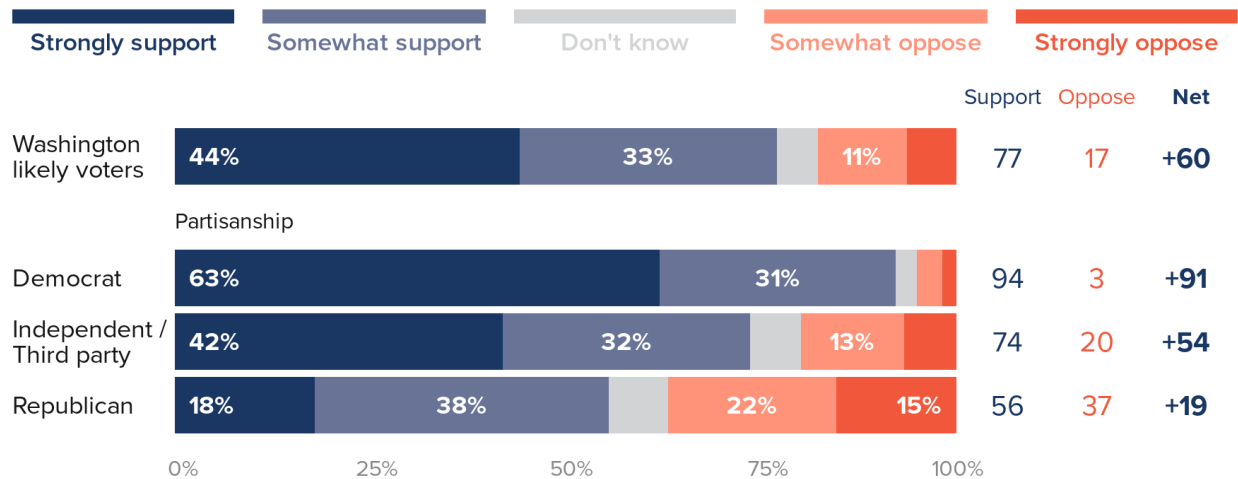
VOTERS SUPPORT THE INFRASTRUCTURE INVESTMENT AND JOBS ACT

By a +60-percentage-point margin, likely voters back the Infrastructure Investment and Jobs Act. This support extends across self-identified partisanship. Democrats, Independents / Third party voters, and Republicans support this bill by margins of +91 points, +54 points, and +19 points, respectively.

A Majority of Washington Voters Support the Infrastructure Investment and Jobs Act

The Infrastructure Investment and Jobs Act (formerly the Bipartisan Infrastructure Bill) is a proposal to invest \$550 billion in new spending to repair roads and bridges, expand broadband internet access, fund improvements to rail networks and airports, modernize the electricity grid, and invest in extreme weather preparedness.

Do you support or oppose the Infrastructure Investment and Jobs Act?



August 20-27, 2021 survey of 464 likely voters

yGf6CD

DATA FOR PROGRESS

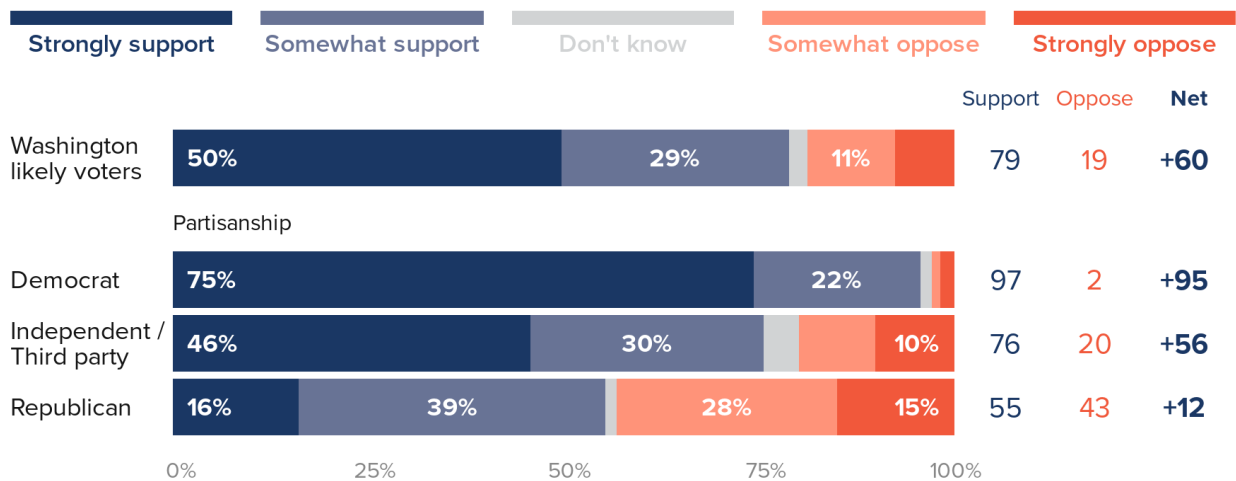
THE AMERICAN RESCUE PLAN REMAINS POPULAR

Last, we tested support for the American Rescue Plan. We find that the law remains popular with likely voters. Specifically, likely voters in the state support the law by a margin of +60 points. Democrats, Independents, and Republicans support the law by margins of +95 points, +56 points, and +12 points, respectively.

A Majority of Washington Voters Support the American Rescue Plan

The American Rescue Plan was a \$1.9 trillion pandemic relief package signed into law in March 2021. It provided \$1,400 stimulus checks to most Americans, expanded unemployment and food assistance, encouraged businesses to provide paid sick and family leave to their employees, and cut taxes for most families with children.

Based on what you know now, do you support or oppose the American Rescue Plan?



August 20-27, 2021 survey of 464 likely voters

yGf6CD

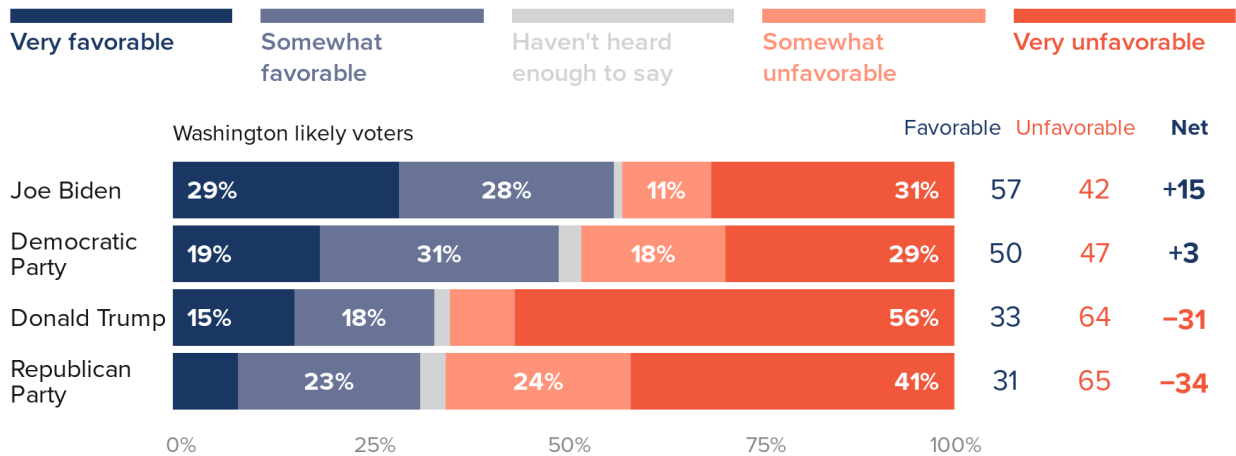
DATA FOR PROGRESS

POLITICAL ENVIRONMENT IN WASHINGTON

President Joe Biden’s net favorables are +15 points. Former President Donald Trump’s net favorables are -31 points. The net favorables of the Democratic and Republican Parties’ are +3 points and -13 points, respectively.

The Political Environment in Washington

Do you have a favorable or unfavorable opinion of the following people or institutions?



August 20-27, 2021 survey of 464 likely voters

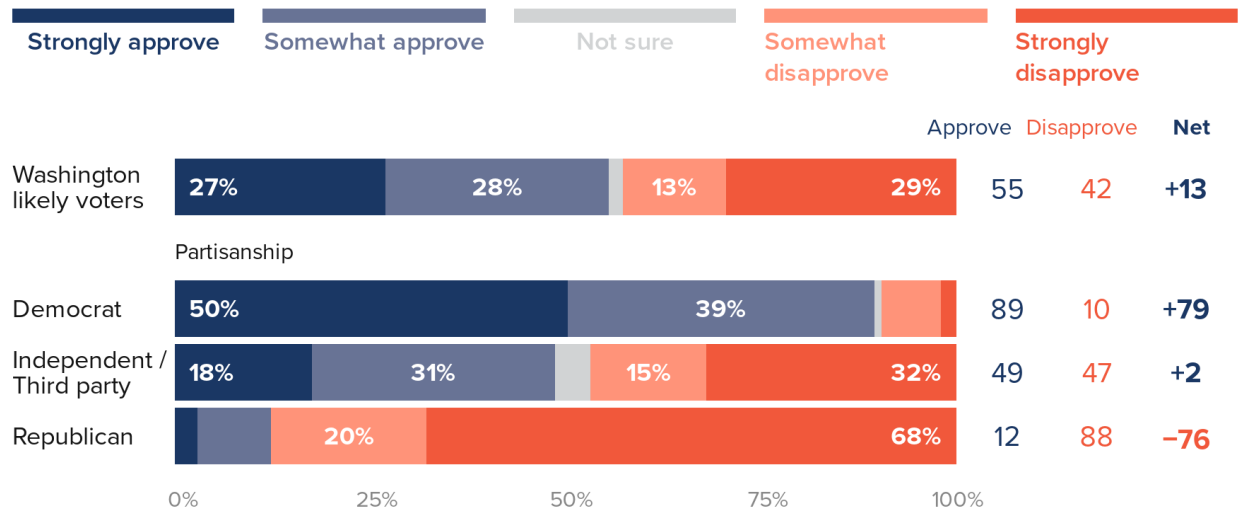
fqJQv4

DATA FOR PROGRESS

President Joe Biden’s job approval, meanwhile, is +13 points. Among Democrats, Biden has a net approval rating of +79 points. Among Independents and Republicans, Biden’s net approval rating is plus-two points and -76 points, respectively.

Washington Voters' Views of the Job Joe Biden is Doing as President

Do you approve or disapprove of the way Joe Biden is handling his job as president?



August 20-27, 2021 survey of 464 likely voters

MxzvC9

DATA FOR PROGRESS

Toplines for this polling can be found [here](#).

From August 20 to 27, 2021, Data for Progress conducted a survey of 464 likely voters in Washington using web panel respondents. The sample was weighted to be representative of likely voters by age, gender, education, race, and voting history. The survey was conducted in English. The margin of error is ±5 percentage points.