

An aerial photograph of a city skyline at dusk. In the foreground, a multi-lane bridge spans a body of water, with cars visible on it. The city skyline is composed of numerous high-rise buildings, some of which are illuminated. The sky is a mix of orange and blue, suggesting the time is either sunset or sunrise. The overall scene is a vibrant urban landscape.

 DATA FOR *PROGRESS*

# TEXAS SENATE MEMO

Collin McDonough  
Sean McElwee



## Key Findings:

- ▶ The Democratic primary election for the 2020 Senate nomination in Texas is in flux, with retired US Air Force Major MJ Hegar, labor organizer Cristina Tzintzún Ramirez, and state Senator Royce West in the strongest positions for a possible runoff election. Hegar leads the pack, with 18 percent of the vote, followed by Tzintzún Ramirez and West, who are tied at 13 percent.
- ▶ In a runoff scenario, Tzintzún Ramirez leads Hegar by 1 point (33 percent for Tzintzún Ramirez, 32 percent for Hegar). However, Hegar faces less of a challenge if against other candidates in a runoff. Hegar beats Houston City Councilwoman Amanda Edwards, 48 percent to 16. Hegar also beats West, 43 percent to 17 percent. (The remainder in each of these two matchups is undecided.)
- ▶ Progressive policies are popular in Texas, with net support for clean-energy jobs (18 percentage points), generic pharmaceuticals (71 points), and marijuana legalization (23 points).

- ▶ Voters support a non-police, first-responder agency to address addiction and mental illness issues.
- ▶ Joe Biden and Bernie Sanders lead the Texas Democratic presidential primary, followed by Elizabeth Warren and Pete Buttigieg.

In this survey, Data for Progress looked at two separate sets of data: one consisting primarily of Democratic voters, and the other consisting of general-election voters in Texas. First, the Democratic voters.

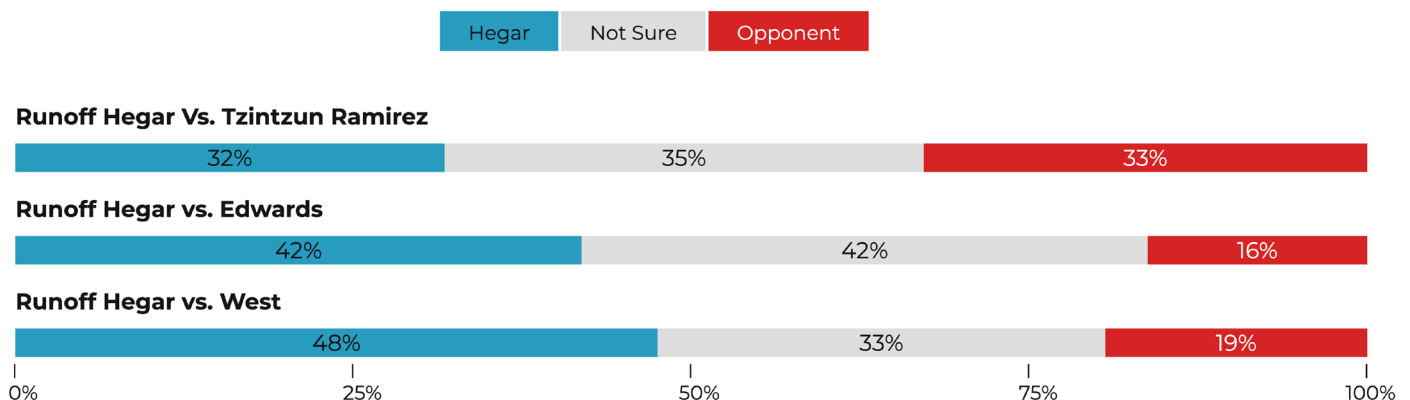
## Likely Voters in the Democratic Primary

In the Senate primary race in Texas, 18 percent of likely voters in the Democratic primary support Hegar, 13 percent support West, and 13 percent support Ramirez. Thirty-four percent of voters, however, remain unsure.

Voters slightly prefer Hegar to Tzintzún Ramirez in a hypothetical runoff election, 27 percent to 23 percent, with 51 percent not having an opinion. However, when factoring in whom undecided voters lean toward, Tzintzún Ramirez leads Hegar by 1 point (33 percent to 32 percent).

## Tzintzun Ramirez is the Only Candidate Competitive with Hegar in a Runoff

Data combines first ask + undecided leaners



DATA FOR PROGRESS

Whoever wins the Democratic primary for this Senate seat, they will face Republican Senator John Cornyn, who favorability clocked in at 10 percent among Democratic voters, with 66 percent holding unfavorable opinions of him. On the Democratic side, Hegar’s favorability was 27 percent, with 5 percent unfavorable. However, 69 percent of Democratic voters either don’t have an opinion on Hegar or don’t know of her. And Tzintzún Ramirez’s favorability was 17 percent, with 4 percent unfavorable, though 80 percent either don’t have an opinion on her or don’t know of her.

In the Democratic presidential primary, 26 percent of likely voters support Joe Biden, compared to 20 percent for Bernie Sanders, 14 percent for Elizabeth Warren, and 10 percent for Pete Buttigieg. No other candidate polled above 7 percent.

### Likely Voters in the General Election

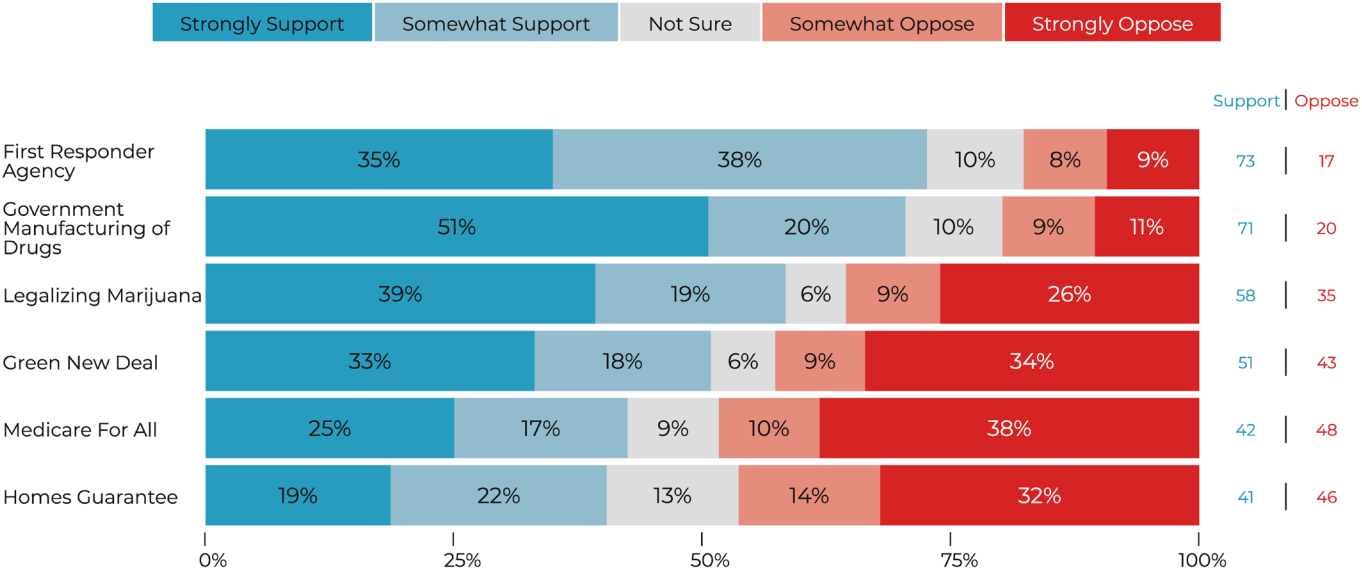
The second group we polled was likely voters in the general election in Texas. Even though this group leans Republican, many progressive policies enjoy strong

support. The Green New Deal had a net support of 8 points, with 51 percent supporting and 43 percent opposing. Establishing a unit of first responders to deal with addiction and mental health issues was extremely popular, with a 56-point margin of approval (73 percent to 17 percent). Also popular was marijuana legalization, with a 23-point margin of approval (58 percent to 35 percent). An overwhelming majority (71 percent) want the government to manufacture generic versions of high-cost drugs, such as insulin; this includes 63 percent of Republicans.

Several other progressive policies polled well among general-election voters. The Green New Deal has majority support, 51 percent to 43. And while not above water, Medicare for All and a homes guarantee are not far from majority support: a homes guarantee has -5 points net support, and Medicare for All, -6 points.

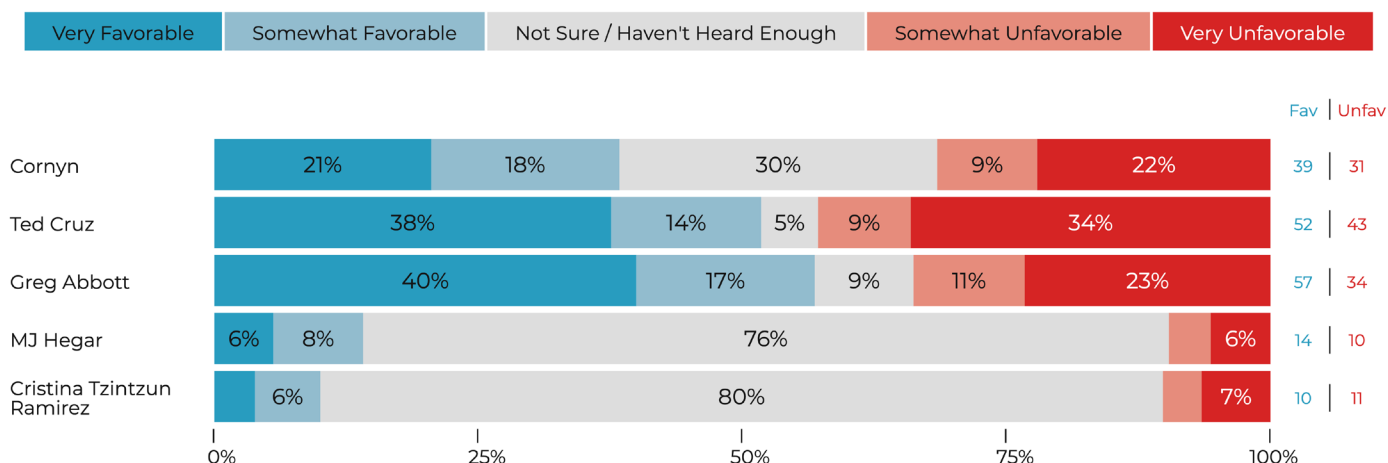
Among likely voters in Texas’s general election, Cornyn is viewed favorably by 39 percent and viewed unfavorably by 31 percent. The Senate candidates are still largely unknown among the general election’s likely voters: Hegar has +4 points net favorability (14 percent

## The Progressive Agenda Can Win in Texas



DATA FOR PROGRESS

# Favorability Among Texas Electorate



DATA FOR **PROGRESS**

favorable to 10 percent unfavorable, with 77 percent not having an opinion), and Tzintzún Ramirez has -1 points net favorability (10 percent favorable to 11 percent unfavorable, with 80 percent not having an opinion).

If Texas's Senate race were held today, Cornyn has an 8-point advantage over a Democratic candidate. (This number groups "lean" voters as part of the vote for that candidate.)

Texas's other senator, Ted Cruz, has a net approval rating of a +9 points, and Texas Governor Greg Abbott has a net approval rating of 23 points.

President Donald Trump maintained leads over the four top candidates in the Democratic primary. When including first choices and leaners, Trump leads Biden by 14 points, Sanders by 15 points, Warren by 18 points, Buttigieg by 20 points.

## Methodology:

### DEM PRIMARY:

Between January 16th and January 21st 2020, Data for Progress conducted a survey of 684 likely Democratic Primary voters matched to the voter file in the state of Texas using 89% text-to-web survey respondents and 11% web panel data from the Lucid marketplace. The sample was weighted to be representative of likely voters by age, gender, education, urbanicity, race, and voting history. The margin of error is  $\pm 6.5$  percent.

### GENERAL ELECTION:

Between January 16th and January 21st 2020, Data for Progress conducted a survey of 1486 likely voters matched to the voter file in the state of Texas using 88% text-to-web survey respondents and 12% web panel data from the Lucid marketplace. The sample was weighted to be representative of likely voters by age, gender, education, urbanicity, race, and voting history. The margin of error is  $\pm 3$  percent.