

 DATA FOR *PROGRESS*

# Voters in Key Senate States Support a Pathway to Citizenship

---

**Ethan Winter** *Senior Analyst, Data for Progress*

**Morgan Sperry** *Analyst, Data for Progress*

---

May 2021

# Introduction

---

From the end of April into early May, 2021, Data for Progress fielded surveys in ten states — Arizona, Colorado, Georgia, Michigan, Montana, New Hampshire, North Carolina, Pennsylvania, West Virginia, and Wisconsin — to measure support among likely voters for a pathway to citizenship for Dreamers, TPS-holders, farmworkers and other essential workers.

Specifically, likely voters in all ten states were asked the following question:

*Do you support or oppose legislation that would create an earned path to citizenship for undocumented immigrants who were brought to the United States as children, people who are contributing and working here legally due to war or natural disaster in their home countries, and farmworkers and other essential workers?*

We find that a majority of likely voters in all ten states surveyed support this proposal. This includes a majority of Independents in all of the ten states and between roughly a third to a majority of Republicans, state dependent.

Beyond immigration, we also asked whether likely voters approve or disapprove of the job President Joe Biden is doing as president. We find that in all states surveyed, Biden's job approval rating is holding steady when compared against his share of that state's vote in November 2020. In some states his job approval rating also indicates he has gained support since the election.

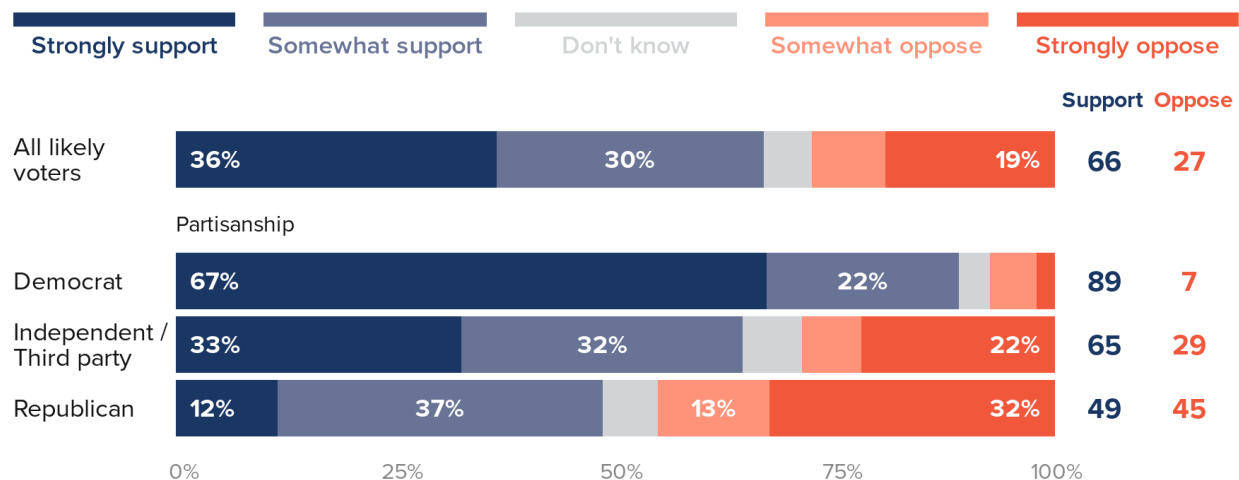
Responses were collected using web-panels in all ten states. In Montana, New Hampshire, and West Virginia we also collected data using text-to-web. All states were weighted to be representative of likely voters by age, gender, education, race, and voting history. This last point is key. By weighting to the 2020 election, we ensured that our sample is broadly representative of the electorate as it existed at the time of the 2020 election.

# Arizona voters overwhelmingly back an earned pathway to citizenship, and more than half approve of the job President Biden is doing.

In Arizona, we find that likely voters support an earned path to citizenship for DREAMers, people who came to the U.S. to flee a war or natural disaster, and farmworkers or other essential workers. By a 39-point margin, we find that likely voters support this proposal (66 percent support, 27 percent oppose). This includes a huge swath of Democrats, who support this proposal by an 82-point margin, and nearly two-thirds of Independents, who support an earned path to citizenship by a 36-point margin. This proposal also finds support from nearly half of Republicans, who back it by a four-point margin.

## A Majority of Likely Voters in Arizona Support a Pathway to Citizenship

Do you support or oppose legislation that would create an earned path to citizenship for undocumented immigrants who were brought to the United States as children, people who are contributing and working here legally due to war or natural disaster in their home countries, and farmworkers and other essential workers?



April 30–May 5, 2021 survey of 629 likely voters

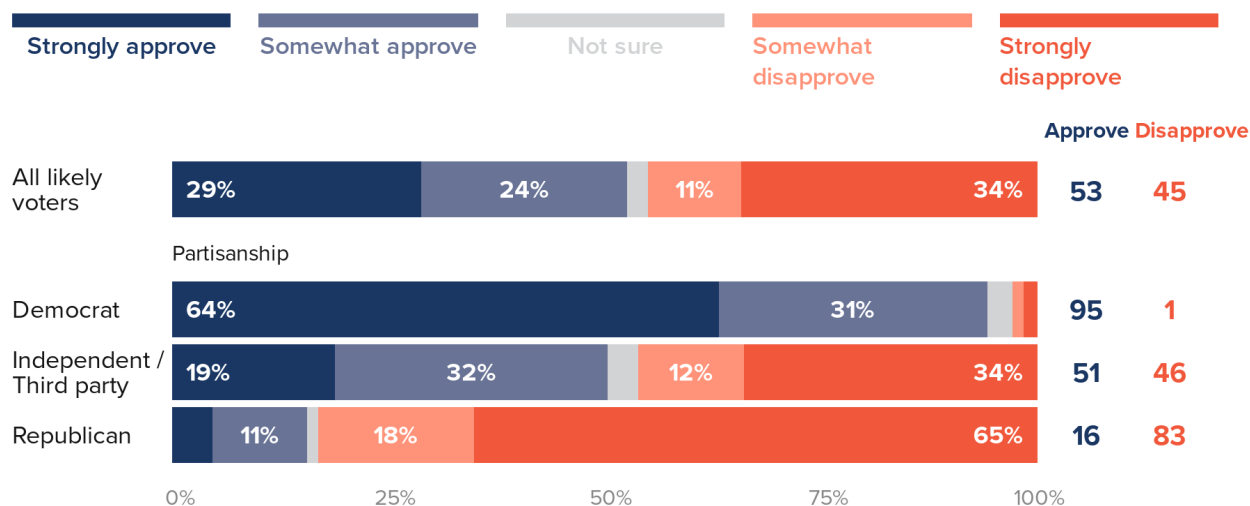
DATA FOR PROGRESS



We also asked likely voters in Arizona if they approve or disapprove of the job that Joe Biden is doing as President. We find that likely voters in Arizona approve by an 8-point margin. Democrats back the President by a stunning 94-point margin (95 percent approve, 1 percent disapprove), while Independents approve by a 5-point margin (51 percent approve, 46 percent disapprove). Sixteen percent of Republicans in the state approve of the job Biden is doing as president.

## A Majority of Likely Voters in Arizona Approve of the Job President Biden is Doing as President

Do you approve or disapprove of the job that President Joe Biden is doing as President?



April 30–May 5, 2021 survey of 629 likely voters

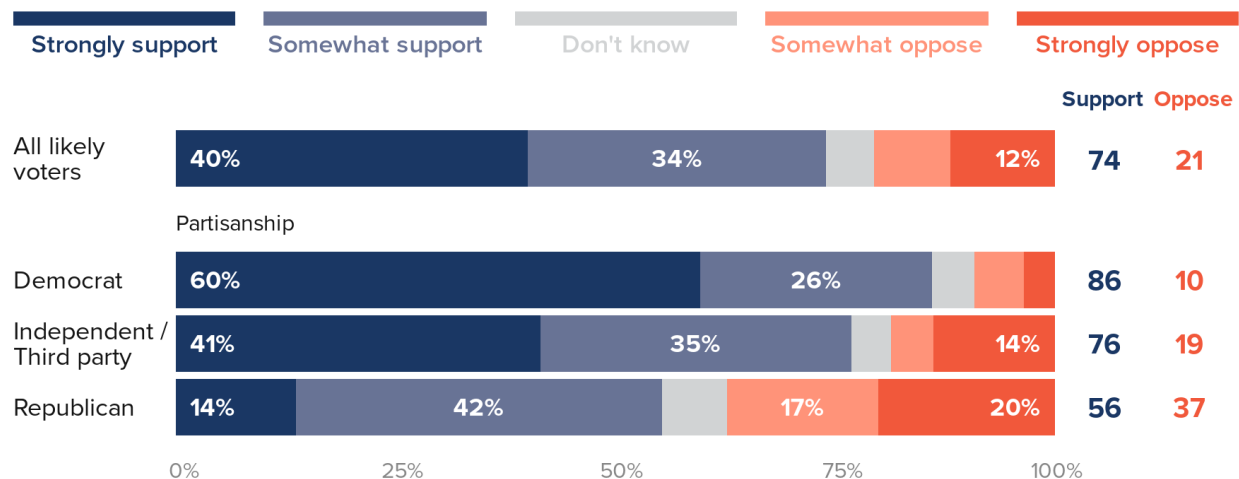
DATA FOR **PROGRESS**

# Three-quarters of Colorado voters back an earned pathway to citizenship, and nearly two-thirds approve of the job President Biden is doing.

In Colorado, we find that likely voters support an earned path to citizenship for DREAMers, people who came to the U.S. to flee a war or natural disaster, and farmworkers or other essential workers. By a 53-point margin, we find that likely voters support an earned path to citizenship. This includes close to nine-in-ten Democrats, who support this proposal by a 76-point margin, and more than three-quarters of Independents, who support an earned path to citizenship by a 57-point margin. Notably, this proposal also finds support from more than half of Republicans, who back it by a significant 19-point margin.

## A Majority of Likely Voters in Colorado Support a Pathway to Citizenship

Do you support or oppose legislation that would create an earned path to citizenship for undocumented immigrants who were brought to the United States as children, people who are contributing and working here legally due to war or natural disaster in their home countries, and farmworkers and other essential workers?



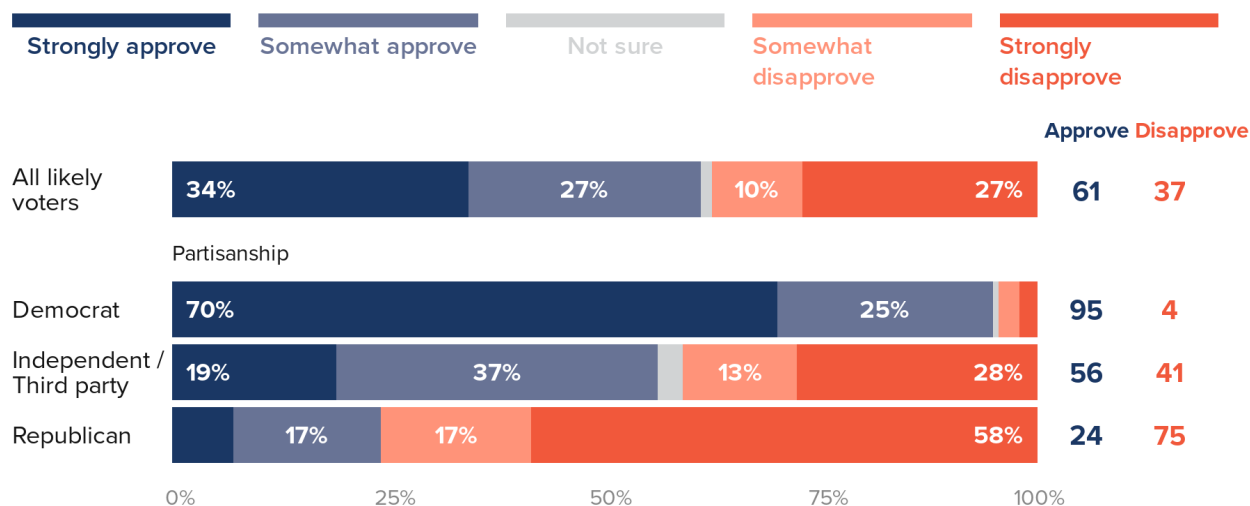
April 30–May 5, 2021 survey of 609 likely voters

DATA FOR PROGRESS

We also asked likely voters in Colorado if they approve or disapprove of the job that Joe Biden is doing as President. Likely Colorado voters approve by a 24-point margin, including Democrats who back the President by a staggering 91-point margin (95 percent approve, 4 percent disapprove), while Independents approve by a 15-point margin (56 percent approve, 41 percent disapprove). One-in-four Republicans approve of the job Biden is doing as president (24 percent approve, 75 percent disapprove).

## A Majority of Likely Voters in Colorado Approve of the Job President Biden is Doing as President

Do you approve or disapprove of the job that President Joe Biden is doing as President?



April 30–May 5, 2021 survey of 609 likely voters

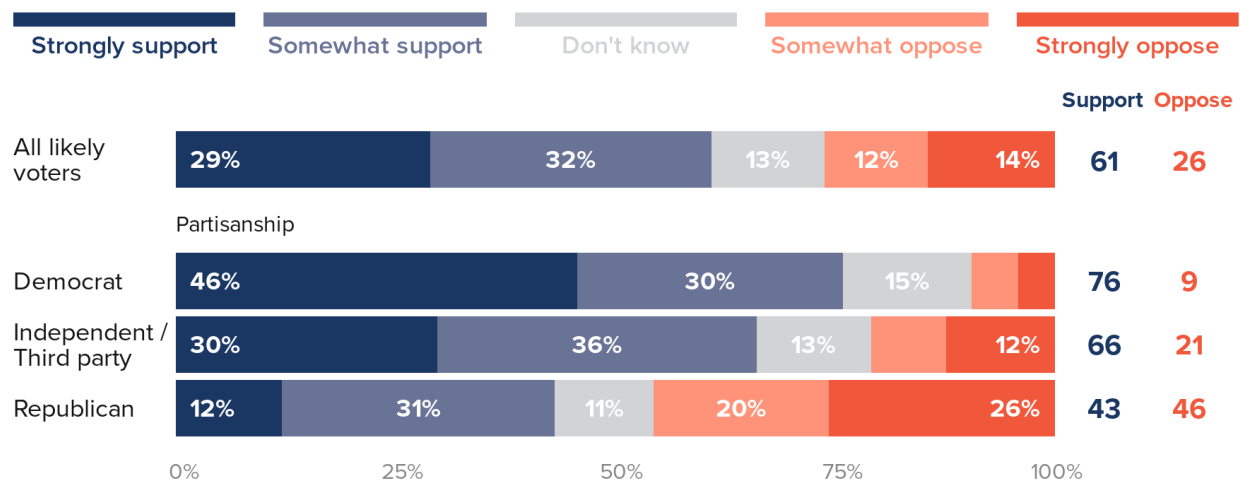
DATA FOR PROGRESS

# Nearly two-thirds of Georgia voters back an earned pathway to citizenship, and a majority approves of the job President Biden is doing.

In Georgia, we find that likely voters support an earned path to citizenship by a 35-point-margin. This includes more than three-quarters of Democrats, who support this proposal by a 67-point margin, and two-thirds of Independents, who support an earned path to citizenship by a 45-point margin. This proposal also finds support from almost half of Republicans, who are nearly evenly split (43 percent support, 46 percent oppose).

## A Majority of Likely Voters in Georgia Support a Pathway to Citizenship

Do you support or oppose legislation that would create an earned path to citizenship for undocumented immigrants who were brought to the United States as children, people who are contributing and working here legally due to war or natural disaster in their home countries, and farmworkers and other essential workers?



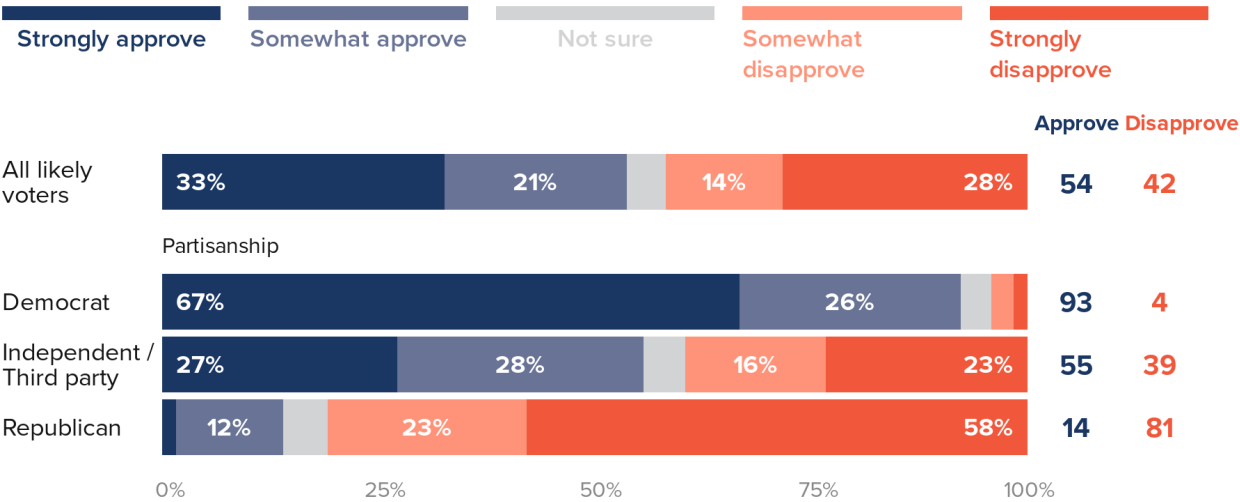
April 30–May 4, 2021 survey of 695 likely voters

DATA FOR PROGRESS

We also asked likely voters in Georgia if they approve or disapprove of the job that Joe Biden is doing as President. We find that likely voters in Georgia approve by a 12-point margin. Democrats back the President by an 89-point margin (93 percent approve, 4 percent disapprove), while Independents approve by a 16-point margin (55 percent approve, 39 percent disapprove). Fourteen percent of Republicans in the state approve of the job Biden is doing as president

## A Majority of Likely Voters in Georgia Approve of the Job President Biden is Doing as President

Do you approve or disapprove of the job that President Joe Biden is doing as President?



April 30–May 4, 2021 survey of 695 likely voters

DATA FOR PROGRESS

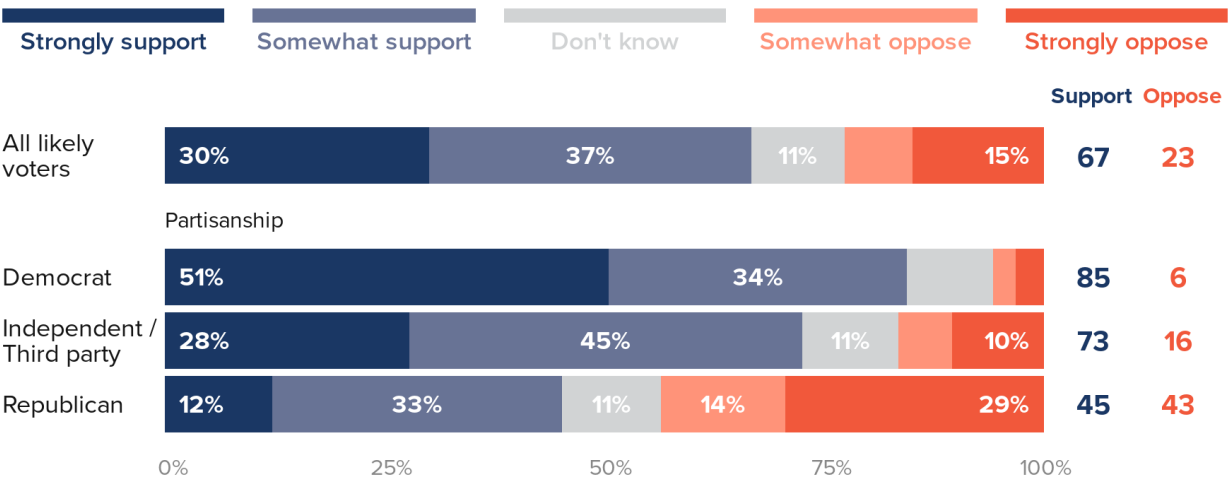


# More than two-thirds of Michigan voters back an earned pathway to citizenship, and a majority approves of the job President Biden is doing.

In Michigan, we find that likely voters support an earned path to citizenship for DREAMers, people who came to the U.S. to flee a war or natural disaster, and farmworkers or other essential workers. By a 44-point margin, we find that likely voters support an earned path to citizenship. This includes more than eight-in-ten Democrats, who support this proposal by a 79-point margin, and nearly three-quarters of Independents, who support an earned path to citizenship by a 57-point margin. This proposal also finds plurality support from close to half of Republicans, who back it by a two-point margin.

## A Majority of Likely Voters in Michigan Support a Pathway to Citizenship

Do you support or oppose legislation that would create an earned path to citizenship for undocumented immigrants who were brought to the United States as children, people who are contributing and working here legally due to war or natural disaster in their home countries, and farmworkers and other essential workers?



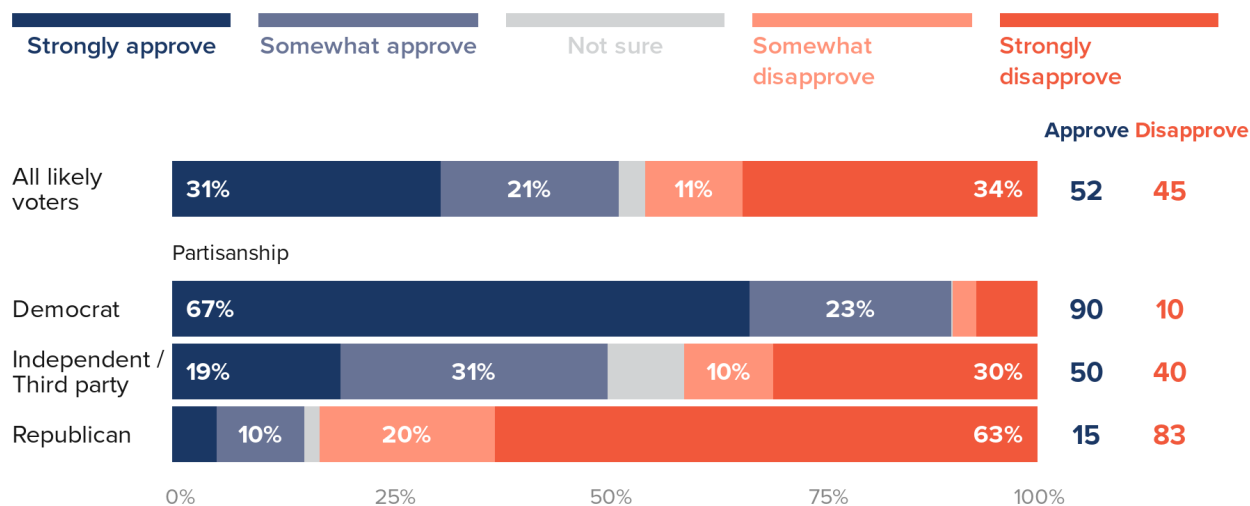
April 30–May 4, 2021 survey of 684 likely voters

DATA FOR PROGRESS

We also asked likely voters in Michigan if they approve or disapprove of the job that Joe Biden is doing as President. We find that likely voters in Michigan approve by a 7-point margin. Democrats back the President by an 80-point margin (90 percent approve, 10 percent disapprove), while Independents approve by a 10-point margin (50 percent approve, 40 percent disapprove). Fifteen percent of Republicans in the state approve of the job Biden is doing as president

## A Majority of Likely Voters in Michigan Approve of the Job President Biden is Doing as President

Do you approve or disapprove of the job that President Joe Biden is doing as President?



April 30–May 4, 2021 survey of 684 likely voters

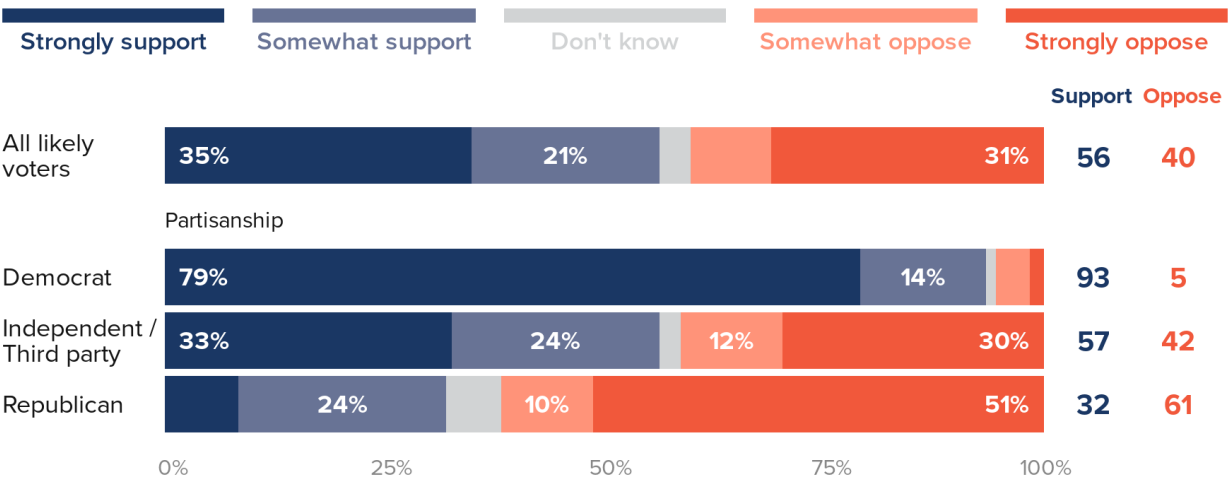
DATA FOR **PROGRESS**

# A majority of Montana voters back an earned pathway to citizenship, but a majority disapproves of the job President Biden is doing.

In Michigan, we find that likely voters support an earned path to citizenship. This includes more than nine-in-ten Democrats, who support this proposal by an 88-point margin, and a majority of Independents, who support an earned path to citizenship by a 15-point margin. This proposal also finds support from a third of Republicans.

## A Majority of Likely Voters in Montana Support a Pathway to Citizenship

Do you support or oppose legislation that would create an earned path to citizenship for undocumented immigrants who were brought to the United States as children, people who are contributing and working here legally due to war or natural disaster in their home countries, and farmworkers and other essential workers?



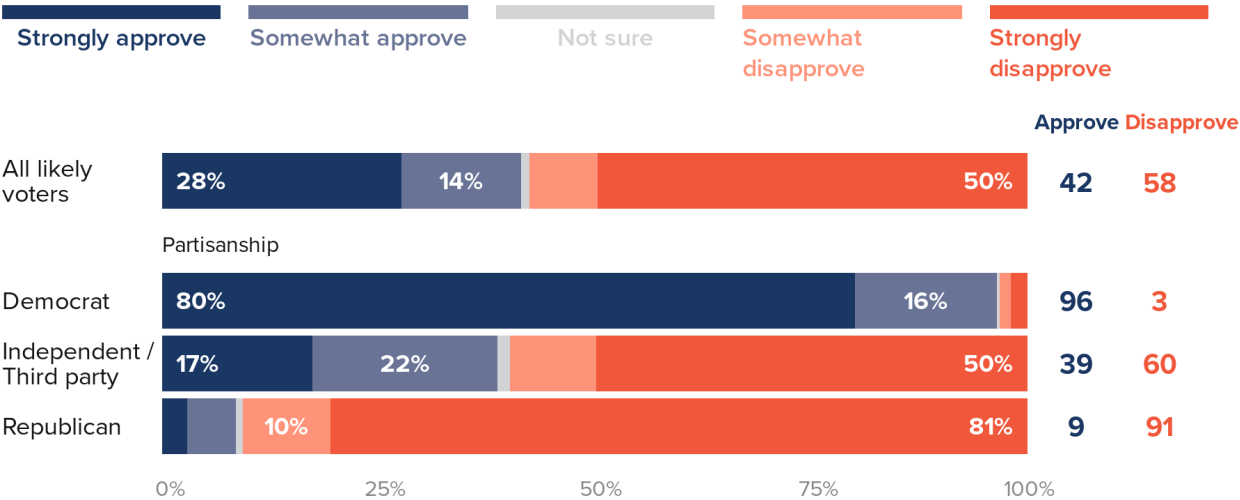
April 30–May 4, 2021 survey of 723 likely voters

DATA FOR PROGRESS

We also asked likely voters in Montana if they approve or disapprove of the job that Joe Biden is doing as President. We find that likely voters in Montana disapprove by a 16-point margin. Democrats back the President by a phenomenal 93-point margin (96 percent approve, 3 percent disapprove), while Independents disapprove by a 21-point margin (39 percent approve, 60 percent disapprove). Nine percent of Republicans in the state approve of the job Biden is doing as president

## A Majority of Likely Voters in Montana Disapprove of the Job President Biden is Doing as President

Do you approve or disapprove of the job that President Joe Biden is doing as President?



April 30–May 4, 2021 survey of 723 likely voters

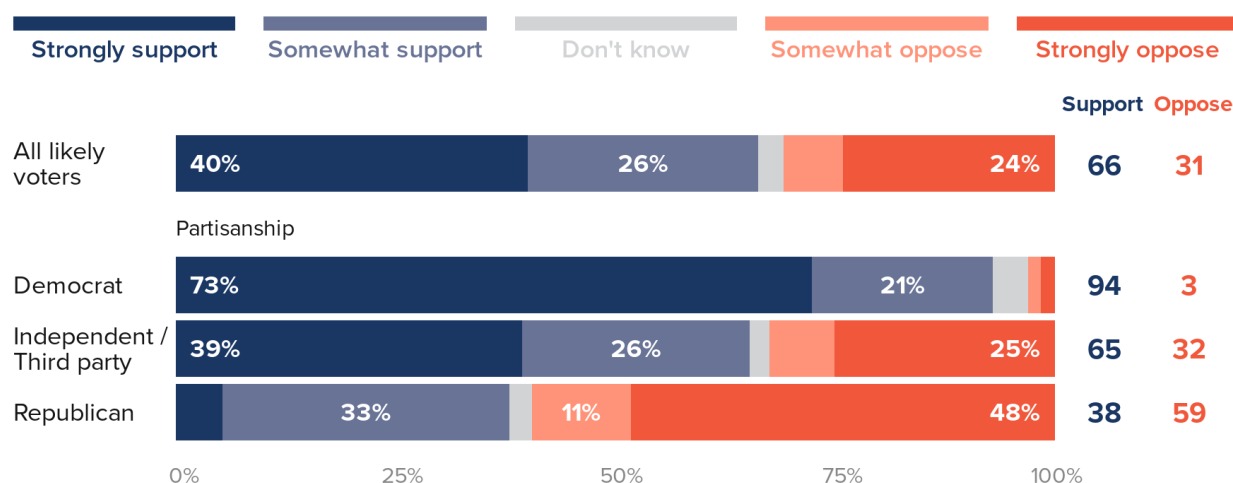
DATA FOR PROGRESS

# Two-thirds of New Hampshire voters back an earned pathway to citizenship, and more than half approve of the job President Biden is doing.

In New Hampshire, we find that likely voters support an earned path to citizenship for DREAMers, people who came to the U.S. to flee a war or natural disaster, and farmworkers or other essential workers. By a 35-point margin, we find that likely voters support an earned path to citizenship. This includes more than nine-in-ten Democrats, who support this proposal by a 91-point margin, and close to two-thirds of Independents, who support an earned path to citizenship by a 33-point margin. This proposal also finds support from nearly two-in-five Republicans.

## A Majority of Likely Voters in New Hampshire Support a Pathway to Citizenship

Do you support or oppose legislation that would create an earned path to citizenship for undocumented immigrants who were brought to the United States as children, people who are contributing and working here legally due to war or natural disaster in their home countries, and farmworkers and other essential workers?



April 30–May 4, 2021 survey of 824 likely voters

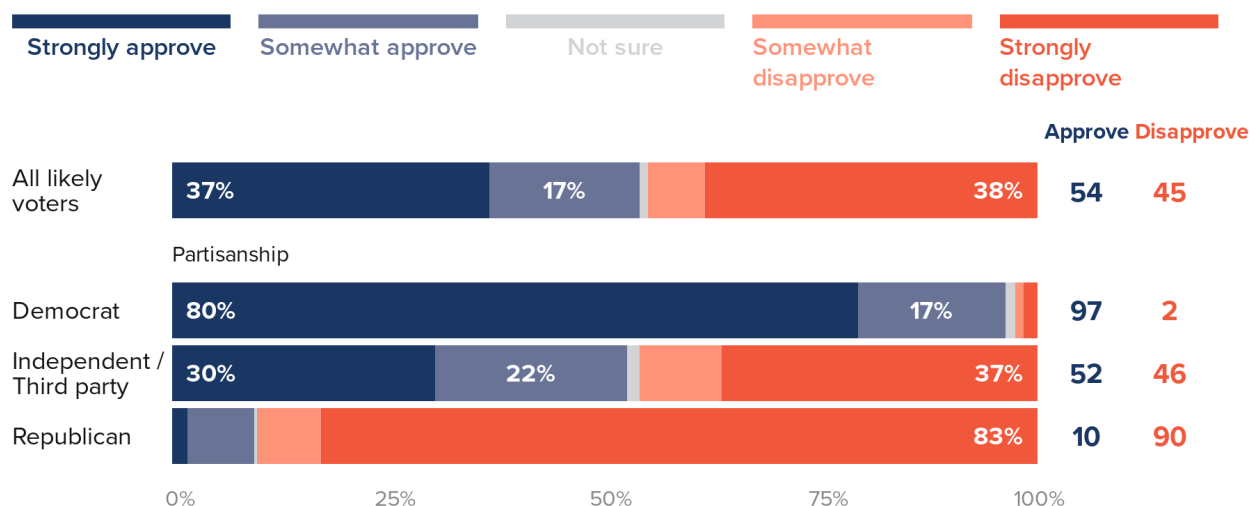
DATA FOR PROGRESS



We also asked likely voters in New Hampshire if they approve or disapprove of the job that Biden is doing as President. We find that likely voters in New Hampshire approve by a 9-point margin. Democrats back the President by a stunning 95-point margin (97 percent approve, 2 percent disapprove), while Independents approve by a 6-point margin (52 percent approve, 46 percent disapprove). President Biden retains approval from one-in-ten Republicans (10 percent approve, 90 percent disapprove).

## A Majority of Likely Voters in New Hampshire Approve of the Job President Biden is Doing as President

Do you approve or disapprove of the job that President Joe Biden is doing as President?



April 30–May 4, 2021 survey of 824 likely voters

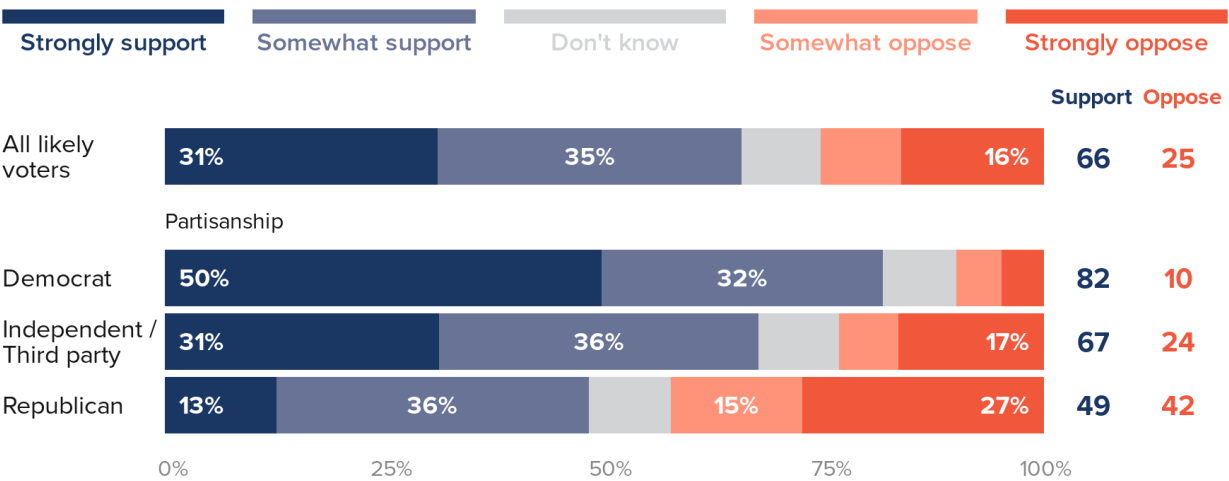
DATA FOR **PROGRESS**

# Two-thirds of North Carolina voters back an earned pathway to citizenship, and more than half approve of the job President Biden is doing.

In North Carolina, we find that likely voters support an earned path to citizenship for DREAMers, people who came to the U.S. to flee a war or natural disaster, and farmworkers or other essential workers. By a 41-point margin, we find that likely voters support an earned path to citizenship. This includes more than four-in-five Democrats, who support this proposal by a 72-point margin, and two-thirds of Independents, who support an earned path to citizenship by a 43-point margin. This proposal also finds support from nearly half of Republicans, who back it by a 7-point margin.

## A Majority of Likely Voters in North Carolina Support a Pathway to Citizenship

Do you support or oppose legislation that would create an earned path to citizenship for undocumented immigrants who were brought to the United States as children, people who are contributing and working here legally due to war or natural disaster in their home countries, and farmworkers and other essential workers?

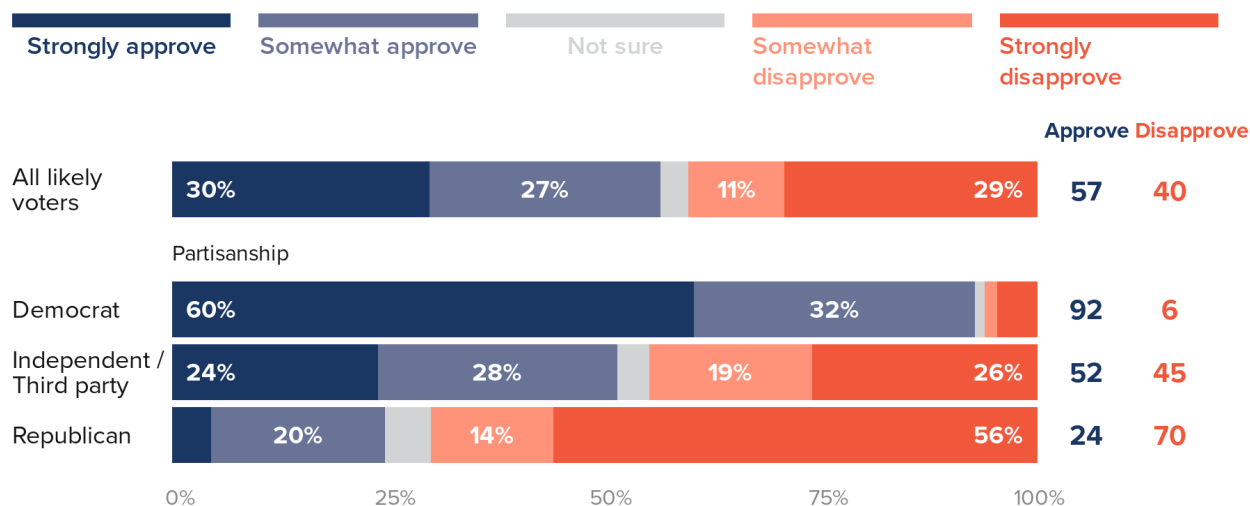


April 30–May 4, 2021 survey of 644 likely voters DATA FOR PROGRESS

We also asked likely voters in North Carolina if they approve or disapprove of the job that Joe Biden is doing as President. We find that likely voters in North Carolina approve by a 17-point margin. Democrats back the President by an 86-point margin (92 percent approve, 6 percent disapprove), while Independents approve by a 7-point margin (52 percent approve, 45 percent disapprove). Notably, nearly one-in-four Republicans approve of the job Biden is doing as president (24 percent approve, 70 percent disapprove).

## A Majority of Likely Voters in North Carolina Approve of the Job President Biden is Doing as President

Do you approve or disapprove of the job that President Joe Biden is doing as President?



April 30–May 4, 2021 survey of 644 likely voters

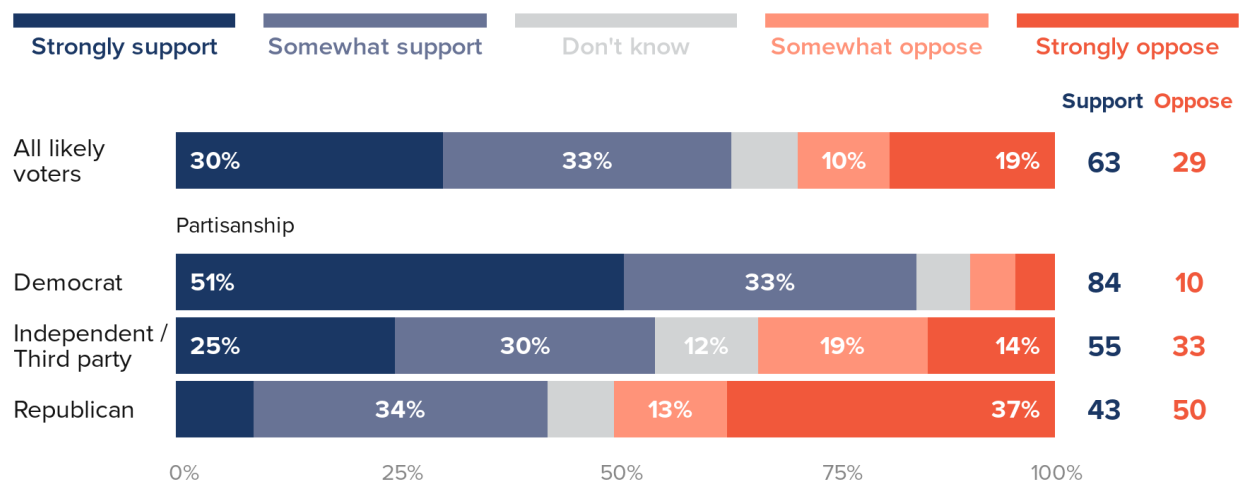
DATA FOR **PROGRESS**

# Nearly two-in-three Pennsylvania voters back an earned pathway to citizenship, and more than half approve of the job President Biden is doing.

In Pennsylvania, we find that likely voters support an earned path to citizenship for DREAMers, people who came to the U.S. to flee a war or natural disaster, and farmworkers or other essential workers. By a 34-point margin, we find that likely voters support an earned path to citizenship. This includes 84 percent of Democrats, who support this proposal by a 74-point margin, and a majority of Independents, who support an earned path to citizenship by a 22-point margin.

## A Majority of Likely Voters in Pennsylvania Support a Pathway to Citizenship

Do you support or oppose legislation that would create an earned path to citizenship for undocumented immigrants who were brought to the United States as children, people who are contributing and working here legally due to war or natural disaster in their home countries, and farmworkers and other essential workers?



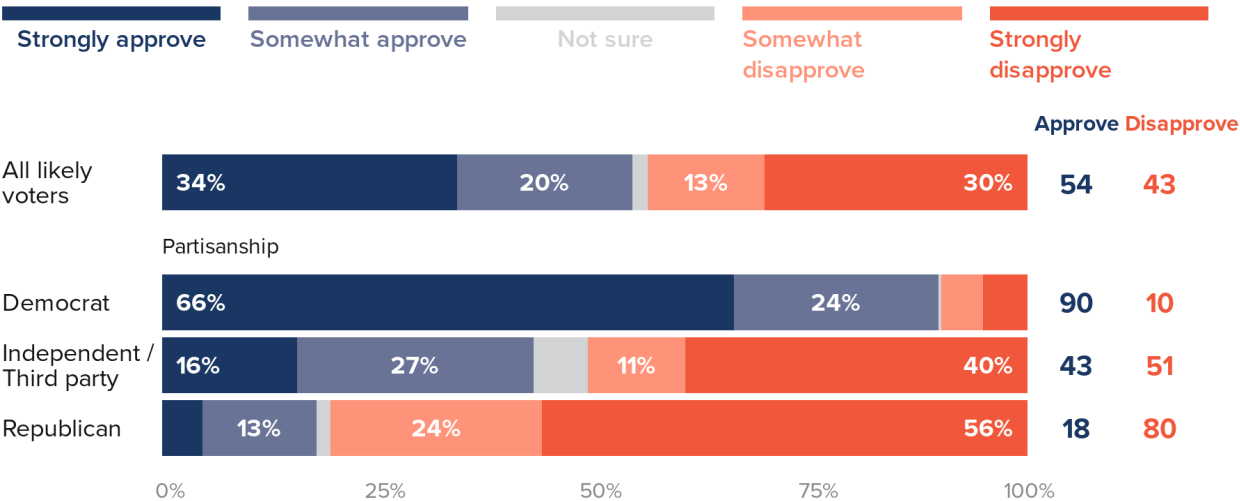
April 30–May 5, 2021 survey of 631 likely voters

DATA FOR PROGRESS

We also asked likely voters in Pennsylvania if they approve or disapprove of the job that Joe Biden is doing as President. We find that likely voters in Pennsylvania approve by an 11-point margin. Democrats back the President by an 80-point margin (90 percent approve, 10 percent disapprove), while Independents disapprove by an 8-point margin (43 percent approve, 51 percent disapprove). Nearly one-in-five Republicans approve of the job Biden is doing (18 percent approve, 80 percent disapprove).

## A Majority of Likely Voters in Pennsylvania Approve of the Job President Biden is Doing as President

Do you approve or disapprove of the job that President Joe Biden is doing as President?



April 30–May 5, 2021 survey of 631 likely voters

DATA FOR PROGRESS

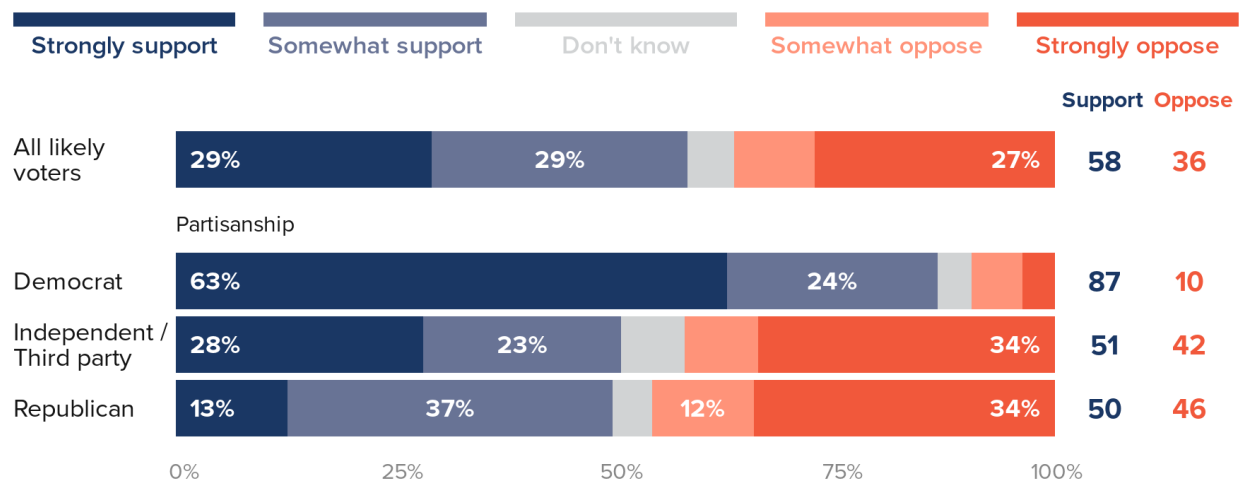


# A majority of West Virginia voters back an earned pathway to citizenship, but only about a third approve of the job President Biden is doing.

In West Virginia, we find that likely voters support an earned path to citizenship for DREAMers, people who came to the U.S. to flee a war or natural disaster, and farmworkers or other essential workers. By a 22-percentage-point margin, we find that likely voters support an earned path to citizenship. This includes nearly nine-in-ten self-identified Democrats, who support this proposal by a 77-point margin, and half of self-identified Independents, who support an earned path to citizenship by a 9-point margin. Notably, this proposal also finds support from a majority of self-identified Republicans, who back it by a 4-point margin.

## A Majority of Likely Voters in West Virginia Support a Pathway to Citizenship

Do you support or oppose legislation that would create an earned path to citizenship for undocumented immigrants who were brought to the United States as children, people who are contributing and working here legally due to war or natural disaster in their home countries, and farmworkers and other essential workers?



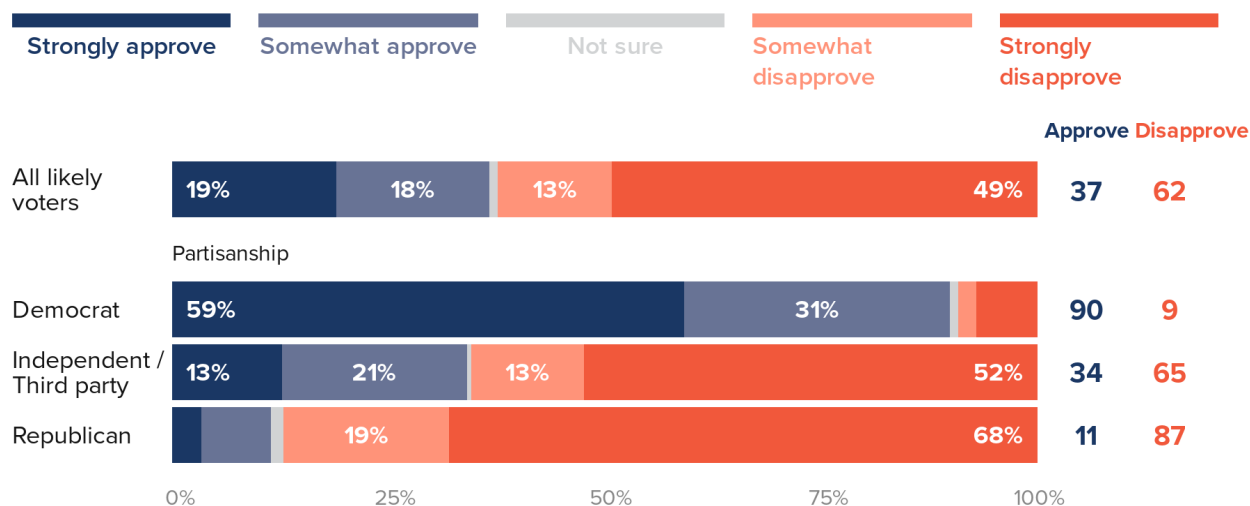
April 30–May 4, 2021 survey of 440 likely voters

DATA FOR **PROGRESS**

We also asked likely voters in West Virginia if they approve or disapprove of the job that Joe Biden is doing as President. We find that likely voters in West Virginia disapprove by a 25-point margin. Democrats back the President by an 81-point margin (90 percent approve, 9 percent disapprove), while Independents disapprove by a 31-point margin (34 percent approve, 65 percent disapprove). Eleven percent of Republicans in the state approve of the job Biden is doing as president.

## A Majority of Likely Voters in West Virginia Disapprove of the Job President Biden is Doing as President

Do you approve or disapprove of the job that President Joe Biden is doing as President?



April 30–May 4, 2021 survey of 440 likely voters

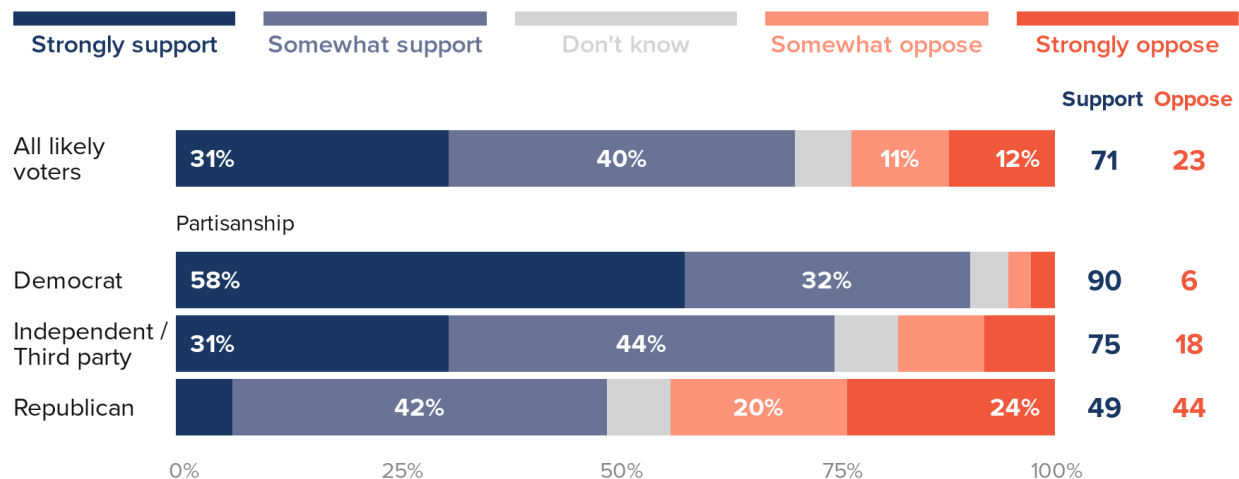
DATA FOR **PROGRESS**

# Seven-in-ten Wisconsin voters back an earned pathway to citizenship, and more than half approve of the job President Biden is doing.

In Wisconsin, we find that likely voters support an earned path to citizenship for DREAMers, people who came to the U.S. to flee a war or natural disaster, and farmworkers or other essential workers. By a 48-point margin, we find that likely voters support an earned path to citizenship. This includes nine-in-ten Democrats, who support this proposal by an 84-point margin, and three-quarters of Independents, who support an earned path to citizenship by a 57-point margin. This proposal also finds support from nearly half of Republicans, who back it by a 5-point margin.

## A Majority of Likely Voters in Wisconsin Support a Pathway to Citizenship

Do you support or oppose legislation that would create an earned path to citizenship for undocumented immigrants who were brought to the United States as children, people who are contributing and working here legally due to war or natural disaster in their home countries, and farmworkers and other essential workers?



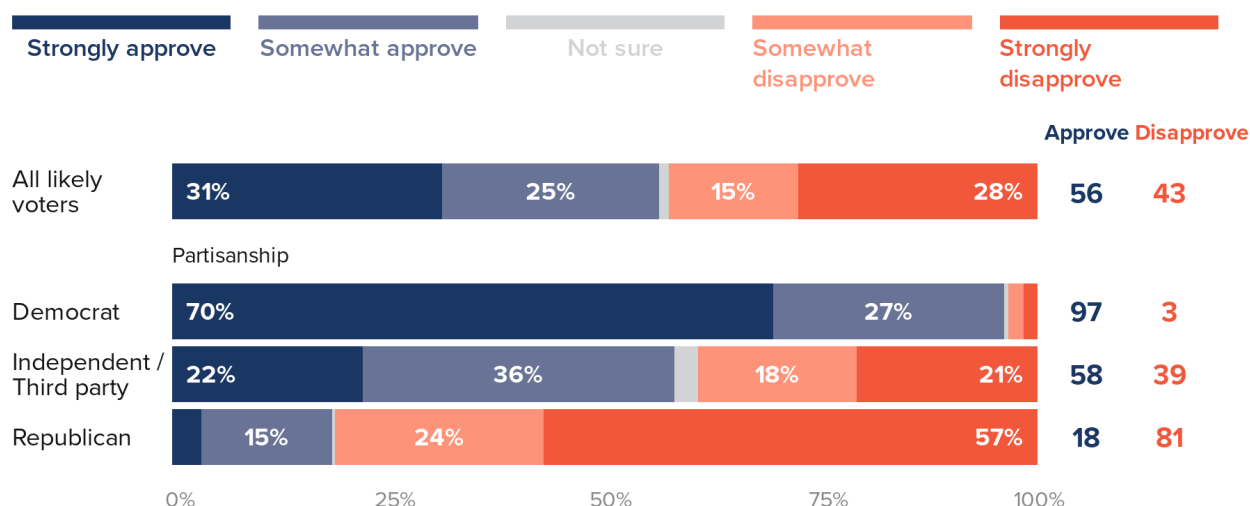
April 30–May 4, 2021 survey of 539 likely voters

DATA FOR PROGRESS

We also asked likely voters in Wisconsin if they approve or disapprove of the job that Joe Biden is doing as President. We find that likely voters in Wisconsin approve by a 13-point margin. Democrats back the President by a 94-point margin (97 percent approve, 3 percent disapprove), while Independents approve of the job Joe Biden is doing by a 19-point margin (58 percent approve, 39 percent disapprove). Eighteen percent of Republicans in the state approve of the job Biden is doing as president.

## A Majority of Likely Voters in Wisconsin Approve of the Job President Biden is Doing as President

Do you approve or disapprove of the job that President Joe Biden is doing as President?



April 30–May 4, 2021 survey of 539 likely voters

DATA FOR PROGRESS

## SURVEY METHODOLOGY

From April 30 to May 5, 2021, Data for Progress conducted a survey of 629 likely voters in Arizona using web panel respondents. The sample was weighted to be representative of likely voters by age, gender, education, race, and voting history. The survey was conducted in English. The margin of error is  $\pm 4$  percentage points.

From April 30 to May 5, 2021, Data for Progress conducted a survey of 609 likely voters in Colorado using web panel respondents. The sample was weighted to be representative of likely voters by age, gender, education, race, and voting history. The survey was conducted in English. The margin of error is  $\pm 4$  percentage points.

From April 30 to May 4, 2021, Data for Progress conducted a survey of 695 likely voters in Georgia using web panel respondents. The sample was weighted to be representative of likely voters by age, gender, education, race, and voting history. The survey was conducted in English. The margin of error is  $\pm 4$  percentage points.

From April 30 to May 4, 2021, Data for Progress conducted a survey of 684 likely voters in Michigan using web panel respondents. The sample was weighted to be representative of likely voters by age, gender, education, race, and voting history. The survey was conducted in English. The margin of error is  $\pm 4$  percentage points.

*From April 30 to May 4, 2021, Data for Progress conducted a survey of 723 likely voters in Montana using SMS and web panel respondents. The sample was weighted to be representative of likely voters by age, gender, education, race, and voting history. The survey was conducted in English. The margin of error is  $\pm 4$  percentage points.*

*From April 30 to May 4, 2021, Data for Progress conducted a survey of 824 likely voters in New Hampshire using SMS and web panel respondents. The sample was weighted to be representative of likely voters by age, gender, education, race, and voting history. The survey was conducted in English. The margin of error is  $\pm 3$  percentage points.*

*From April 30 to May 4, 2021, Data for Progress conducted a survey of 644 likely voters in North Carolina using web panel respondents. The sample was weighted to be representative of likely voters by age, gender, education, race, and voting history. The survey was conducted in English. The margin of error is  $\pm 4$  percentage points.*

*From April 30 to May 5, 2021, Data for Progress conducted a survey of 631 likely voters in Pennsylvania using web panel respondents. The sample was weighted to be representative of likely voters by age, gender, education, race, and voting history. The survey was conducted in English. The margin of error is  $\pm 4$  percentage points.*

*From April 30 to May 4, 2021, Data for Progress conducted a survey of 440 likely voters in West Virginia using SMS and web panel respondents. The sample was weighted to be representative of likely voters by age, gender, education, race, and voting history. The survey was conducted in English. The margin of error is  $\pm 5$  percentage points.*

*From April 30 to May 4, 2021, Data for Progress conducted a survey of 539 likely voters in Wisconsin using web panel respondents. The sample was weighted to be representative of likely voters by age, gender, education, race, and voting history. The survey was conducted in English. The margin of error is  $\pm 4$  percentage points.*